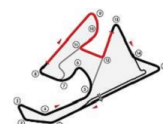



# SBK ESBK - CTO. ESPAÑA DE VELOCIDAD ENT. CRONOMETRADO

Vuelta a vuelta

— Vuelta invalidada    ■ Mejor Personal    ■ Mejor de la sesión    B Cruzando por el pit lane

Vlt.	Tiempo	Sector 1	Sector 2	Sector 3	V.Max	T. Sesión	Vlt.	Tiempo	Sector 1	Sector 2	Sector 3	V.Max	T. Sesión		
<b>1</b>	<b>ESTEVE RABAT</b>	ESP						<b>4</b>	<b>JAVIER ARTIME</b>	ESP					
	TR53 RACING TEAM	HONDA							PROMORACING TEAM	YAMAHA					
1	3:01.643	1:46.144	38.657	36.842	198.2	3:01.643	1	2:33.631	1:14.028	40.544	39.059	161.4	2:33.631		
2	1:41.008	26.937	37.691	36.380	271.4	4:42.651	2	1:45.096	27.662	39.024	38.410	260.9	4:18.727		
3	1:40.090	26.456	37.460	36.174	268.7	6:22.741	3	1:43.707	27.193	38.923	37.591	270.0	6:02.434		
4	1:47.963	26.580	44.631	36.752	272.7	8:10.704	4	1:44.010	<b>26.994</b>	39.086	37.930	268.0	7:46.444		
5	1:40.135	26.389	37.498	36.248	271.4	9:50.839	5	1:45.513	28.791	39.118	37.604	265.4	9:31.957		
6	1:40.675	26.531	37.716	36.428	275.5	11:31.514	6	7:23.647 <b>B</b>	27.713	39.263	6:16.671	260.2	16:55.604		
7	2:36.014	1:21.152	38.251	36.611	274.1	14:07.528	7	1:57.492	37.831	41.419	38.242	152.5	18:53.096		
8	1:40.962	26.757	37.616	36.589	272.0	15:48.490	8	1:47.496	29.767	40.095	37.634	266.7	20:40.592		
9	1:40.791	26.694	37.673	36.424	264.1	17:29.281	9	1:44.763	27.987	39.540	37.236	261.5	22:25.355		
10	1:40.441	26.535	37.602	36.304	272.7	19:09.722	10	<b>1:43.332</b>	27.222	38.837	37.273	268.0	24:08.687		
11	1:40.121	26.461	37.497	36.163	270.0	20:49.843	11	1:44.553	28.603	38.767	<b>37.183</b>	266.7	25:53.240		
12	1:40.938	26.523	37.676	36.739	274.8	22:30.781	12	1:45.231	28.384	<b>38.753</b>	38.094	261.5	27:38.471		
13	1:42.471	28.244	37.723	36.504	275.5	24:13.252	13	1:44.256	27.881	38.977	37.398	260.9	29:22.727		
14	1:40.131	<b>26.379</b>	37.587	36.165	271.4	25:53.383	14	1:43.868	27.263	39.301	37.304	268.0	31:06.595		
15	<b>1:39.791</b>	26.446	<b>37.259</b>	<b>36.086</b>	276.9	27:33.174									
16	1:39.803	26.404	37.312	36.087	270.0	29:12.977									
17	1:42.176	26.416	37.446	38.314	274.8	30:55.153									
<b>2</b>	<b>GUILLAUME ANTIGA</b>	FRA						<b>7</b>	<b>ZECHARIAH K. DZEGEDE</b>	USA					
	JEG RACING	HONDA							JEG RACING	HONDA					
1	2:21.670	59.755	41.667	40.248	157.2	2:21.670	1	2:34.697	1:15.062	40.939	38.696	144.8	2:34.697		
2	1:55.085	27.603	39.591	47.891	257.8	4:16.755	2	1:45.942	28.493	39.777	37.672	266.7	4:20.639		
3	1:40.552	26.717	37.387	36.448	269.3	5:57.307	3	1:45.993	28.562	39.815	37.616	259.6	6:06.632		
4	1:41.001	26.721	37.893	36.387	266.0	7:38.308	4	1:44.557	27.854	39.254	37.449	266.0	7:51.189		
5	1:40.256	26.627	37.418	36.211	266.7	9:18.564	5	1:44.717	28.210	39.104	37.403	264.7	9:35.906		
6	1:40.062	26.688	37.357	36.017	273.4	10:58.626	6	1:45.355	28.428	39.308	37.619	259.0	11:21.261		
7	8:16.231 <b>B</b>	35.280	41.923	6:59.028	272.0	19:14.857	7	9:12.184 <b>B</b>	34.588	47.203	7:50.393	265.4	20:33.445		
8	2:15.723	54.051	44.233	37.439	89.7	21:30.580	8	1:58.145	40.081	40.154	37.910	90.2	22:31.590		
9	1:39.740	26.816	<b>37.197</b>	35.727	268.0	23:10.320	9	1:45.183	28.427	39.165	37.591	266.0	24:16.773		
10	1:40.326	<b>26.532</b>	37.453	36.341	276.2	24:50.646	10	1:44.391	28.333	38.943	37.115	260.2	26:01.164		
11	<b>1:39.596</b>	26.608	37.291	<b>35.697</b>	266.0	26:30.242	11	1:44.178	28.092	<b>38.781</b>	37.305	264.1	27:45.342		
12	1:56.692	37.476	37.571	41.645	277.6	28:26.934	12	<b>1:43.664</b>	<b>27.839</b>	38.810	<b>37.015</b>	259.0	29:29.006		
13	1:47.322	33.451	37.579	36.292	255.3	30:14.256	13	1:44.090	27.898	38.964	37.228	264.1	31:13.096		
<b>3</b>	<b>OLA NESBAKKEN</b>	ESP						<b>10</b>	<b>UNAI ORRADRE</b>	ESP					
	YAMAHA TEAM SCANDINAVIA	YAMAHA							TEAM HONDA LAGLISSE	HONDA					
1	2:48.855	1:28.404	41.738	38.713	171.2	2:48.855	1	2:37.265	1:20.718	39.354	37.193	150.4	2:37.265		
2	1:46.835	28.450	40.292	38.093	251.7	4:35.690	2	1:40.669	26.514	37.881	36.274	272.0	4:17.934		
3	1:45.215	27.840	39.615	37.760	257.8	6:20.905	3	1:44.024	28.900	38.786	36.338	274.8	6:01.958		
4	1:44.843	27.596	39.565	37.682	256.5	8:05.748	4	<b>1:39.505</b>	26.493	37.371	<b>35.641</b>	273.4	7:41.463		
5	1:43.915	27.392	39.205	37.318	261.5	9:49.663	5	1:41.784	26.563	39.119	36.102	278.4	9:23.247		
6	1:45.022	<b>27.227</b>	39.417	38.378	267.3	11:34.685	6	1:39.683	<b>26.408</b>	<b>37.250</b>	36.025	274.1	11:02.930		
7	1:43.749	27.491	38.896	37.362	263.4	13:18.434	7	11:35.631 <b>B</b>	26.841	38.262	...	270.7	22:38.561		
8	<b>1:43.546</b>	27.521	38.715	<b>37.310</b>	264.7	15:01.980	8	2:09.437	43.867	44.654	40.916	99.9	24:47.998		
9	1:43.594	27.470	38.735	37.389	266.7	16:45.574	9	1:50.069	31.383	38.445	40.241	230.3	26:38.067		
10	1:43.771	27.585	38.809	37.377	268.7	18:29.345	10	1:45.716	27.088	38.360	40.268	267.3	28:23.783		
11	2:26.426 <b>B</b>	27.389	<b>38.686</b>	1:20.351	266.0	20:55.771	11	1:41.764	26.705	38.519	36.540	269.3	30:05.547		
12	1:52.708	35.693	39.156	37.859	163.1	22:48.479									
13	1:49.704	29.163	42.926	37.615	247.7	24:38.183									
14	1:44.391	27.619	39.218	37.554	263.4	26:22.574									
15	1:44.110	27.561	39.000	37.549	266.0	28:06.684									
16	1:44.271	27.450	39.316	37.505	266.7	29:50.955									
17	1:43.878	27.418	38.927	37.533	270.0	31:34.833									
<b>13</b>	<b>VILLE VALTONEN</b>	FIN													
	SENSETEC OY														
1	2:59.060	1:33.038	42.027	43.995	114.5	2:59.060	1	2:59.060	1:33.038	42.027	43.995	114.5	2:59.060		
2	1:51.543	32.225	40.518	38.800	236.8	4:50.603	2	1:51.543	32.225	40.518	38.800	236.8	4:50.603		
3	1:42.716	27.509	38.407	36.800	247.1	6:33.319	3	1:42.716	27.509	38.407	36.800	247.1	6:33.319		
4	1:42.429	27.386	38.504	36.539	258.4	8:15.748	4	1:42.429	27.386	38.504	36.539	258.4	8:15.748		
5	1:42.032	27.305	38.147	36.580	254.1	9:57.780	5	1:42.032	27.305	38.147	36.580	254.1	9:57.780		
6	3:38.935 <b>B</b>	27.455	38.300	2:33.180	260.9	13:36.715	6	3:38.935 <b>B</b>	27.455	38.300	2:33.180	260.9	13:36.715		
7	1:54.129	37.377	39.625	37.127	133.5	15:30.844	7	1:54.129	37.377	39.625	37.127	133.5	15:30.844		






**SBK**  
ESBK - CTO. ESPAÑA DE VELOCIDAD  
ENT. CRONOMETRADO

Vuelta a vuelta

— Vuelta invalidada    ■ Mejor Personal    ■ Mejor de la sesión    B Cruzando por el pit lane

Vlt.	Tiempo	Sector 1	Sector 2	Sector 3	V.Max	T. Sesión	Vlt.	Tiempo	Sector 1	Sector 2	Sector 3	V.Max	T. Sesión	
8	1:41.639	27.023	38.175	36.441	261.5	17:12.483	<b>20</b> DANIEL SAEZ ALMA RACING TEAM	1	2:32.274	1:14.777	39.693	37.804	159.8	2:32.274
9	1:41.497	27.130	38.025	<b>36.342</b>	262.1	18:53.980		2	1:41.754	26.831	38.209	36.714	268.0	4:14.028
10	5:41.423 B	30.195	42.388	4:28.840	251.2	24:35.403		3	1:41.274	26.879	37.984	36.411	273.4	5:55.302
11	2:07.943	42.237	48.598	37.108	120.7	26:43.346		4	1:40.793	26.852	37.783	<b>36.158</b>	258.4	7:36.095
12	1:41.826	27.344	37.989	36.493	259.0	28:25.172		5	<b>1:40.397</b>	<b>26.731</b>	37.382	36.284	264.7	9:16.492
13	<b>1:41.019</b>	<b>26.935</b>	<b>37.723</b>	36.361	261.5	30:06.191		6	1:48.776	31.478	40.331	36.967	258.4	11:05.268
								7	1:40.916	26.892	37.445	36.579	268.0	12:46.184
								8	7:38.718 B	28.577	40.178	6:29.963	258.4	20:24.902
								9	1:49.251	33.859	38.426	36.966	174.8	22:14.153
								10	1:41.082	27.018	37.575	36.489	269.3	23:55.235
								11	3:32.513 B	27.619	38.104	2:26.790	256.5	27:27.748
								12	1:52.995	34.971	39.614	38.410	136.7	29:20.743
								13	1:40.706	26.838	<b>37.296</b>	36.572	266.0	31:01.449
<b>21</b>	<b>EDUARDO MONTERO</b>					ESP	<b>29</b> JUAN JOSE NUÑEZ YAMAHA GV STRATOS	1	2:31.514	1:13.472	40.232	37.810	180.0	2:31.514
	TEAM HONDA LAGLISSE					HONDA		2	1:42.473	27.155	38.385	36.933	273.4	4:13.987
1	2:40.907	1:24.035	39.423	37.449	190.1	2:40.907		3	1:43.565	27.441	38.502	37.622	264.1	5:57.552
2	1:41.962	26.907	38.341	36.714	270.7	4:22.869		4	1:42.019	26.987	38.393	36.639	274.8	7:39.571
3	1:42.844	26.848	39.007	36.989	276.2	6:05.713		5	1:42.107	26.895	38.297	36.915	274.1	9:21.678
4	1:41.699	26.807	38.222	36.670	275.5	7:47.412		6	1:44.098	27.837	39.048	37.213	279.1	11:05.776
5	1:41.557	26.897	<b>37.976</b>	36.684	279.1	9:28.969		7	6:47.137 B	26.962	38.591	5:41.584	274.1	17:52.913
6	1:41.328	26.745	38.067	<b>36.516</b>	275.5	11:10.297		8	1:51.410	34.746	39.258	37.406	148.4	19:44.323
7	<b>1:41.160</b>	<b>26.602</b>	37.976	36.582	279.1	12:51.457		9	1:41.898	27.105	38.261	<b>36.532</b>	274.1	21:26.221
8	9:50.522 B	26.705	37.995	8:45.822	276.2	22:41.979		10	<b>1:41.788</b>	27.184	<b>37.840</b>	36.764	260.2	23:08.009
9	2:06.171	40.970	44.621	40.580	123.1	24:48.150		11	1:42.887	27.394	38.556	36.937	276.9	24:50.896
10	1:50.239	31.572	38.457	40.210	233.3	26:38.389								
11	1:49.083	27.157	38.236	43.690	262.8	28:27.472								
12	1:47.800	30.602	40.625	36.573	264.7	30:15.272								
<b>23</b>	<b>CHRISTOPHE PONSSON</b>					FRA	<b>40</b> ROMAN RAMOS KAWASAKI PALMETO PL RACING	1	2:36.853	1:20.556	39.114	37.183	152.3	2:36.853
	BMS RACETECH					BMW		2	1:41.184	26.677	37.830	36.677	269.3	4:18.037
1	2:33.137	1:15.291	40.221	37.625	188.2	2:33.137		3	1:41.921	26.508	38.376	37.037	272.0	5:59.958
2	1:41.332	26.842	37.907	36.583	282.0	4:14.469		4	1:40.038	26.546	37.407	36.085	268.7	7:39.996
3	1:40.647	26.658	37.519	36.470	286.5	5:55.116		5	6:13.008 B	26.742	38.270	5:07.996	266.0	13:53.004
4	1:40.387	26.632	37.532	36.223	279.1	7:35.503		6	1:47.782	33.562	37.817	36.403	187.5	15:40.786
5	1:42.449	26.535	37.395	38.519	276.2	9:17.952		7	1:39.411	26.456	36.832	36.123	268.0	17:20.197
6	1:42.425	26.595	39.106	36.724	272.7	11:00.377		8	<b>1:39.133</b>	<b>26.270</b>	37.006	<b>35.857</b>	268.7	18:59.330
7	1:40.439	26.543	37.561	36.335	276.9	12:40.816		9	5:04.415 B	27.420	37.524	3:59.471	257.1	24:03.745
8	6:54.927 B	27.564	38.558	5:48.805	272.7	19:35.743		10	1:54.451	35.049	41.677	37.725	173.6	25:58.196
9	1:53.093	34.690	40.986	37.417	190.5	21:28.836		11	1:39.650	26.477	<b>36.821</b>	36.352	272.0	27:37.846
10	<b>1:39.820</b>	26.513	<b>37.259</b>	36.048	280.5	23:08.656		12	1:42.268	28.855	37.373	36.040	268.7	29:20.114
11	1:41.351	26.513	38.249	36.589	280.5	24:50.007		13	1:39.432	26.497	36.937	35.998	269.3	30:59.546
12	1:39.893	<b>26.512</b>	37.356	<b>36.025</b>	283.5	26:29.900								
13	1:44.270	29.206	38.132	36.932	273.4	28:14.170								
14	1:43.935	26.698	39.494	37.743	279.8	29:58.105								
15	1:40.240	26.650	37.316	36.274	278.4	31:38.345								
<b>24</b>	<b>LEONARDO TACCINI</b>					ITA	<b>53</b> DANIEL GONZALEZ PS RACING TEAM	1	2:43.285	1:25.808	39.845	37.632	196.0	2:43.285
	BMW EASYRACE TEAM							2	1:54.844	39.176	38.698	36.970	250.0	4:38.129
1	2:20.560	56.906	42.240	41.414	174.5	2:20.560		3	1:41.477	26.796	38.165	36.516	270.7	6:19.606
2	1:44.081	28.534	38.589	36.958	233.3	4:04.641		4	1:40.918	26.920	37.741	36.257	272.0	8:00.524
3	6:06.866 B	29.106	38.723	4:59.037	257.1	10:11.507		5	1:40.874	26.673	37.796	36.405	274.1	9:41.398
4	1:49.633	33.910	38.540	37.183	131.4	12:01.140		6	1:40.654	26.734	37.630	36.290	272.7	11:22.052
5	1:42.166	27.113	38.318	36.735	263.4	13:43.306		7	1:40.523	26.739	37.546	36.238	274.1	13:02.575
6	1:41.771	27.058	38.065	36.648	271.4	15:25.077		8	9:33.381 B	29.842	39.539	8:24.000	264.7	22:35.956
7	5:34.518 B	27.403	39.848	4:27.267	262.1	20:59.595								
8	1:46.555	31.418	38.391	36.746	193.2	22:46.150								
9	1:48.270	29.937	41.831	36.502	251.2	24:34.420								
10	<b>1:40.391</b>	<b>26.501</b>	<b>37.591</b>	36.299	266.0	26:14.811								
11	1:40.506	26.541	37.808	<b>36.157</b>	272.7	27:55.317								
12	1:42.763	27.988	38.454	36.321	271.4	29:38.080								
13	1:43.003	26.720	39.420	36.863	274.1	31:21.083								





SBK  
ESBK - CTO. ESPAÑA DE VELOCIDAD  
ENT. CRONOMETRADO

Vuelta a vuelta

— Vuelta invalidada

■ Mejor Personal

■ Mejor de la sesión

■ Cruzando por el pit lane

Vlt.	Tiempo	Sector 1	Sector 2	Sector 3	V.Max	T. Sesión
9	1:59.298	43.235	39.098	36.965	83.4	24:35.254
10	1:40.331	26.724	37.415	36.192	270.0	26:15.585
11	1:40.173	26.546	37.467	36.160	270.0	27:55.758
12	1:40.066	26.669	37.262	36.135	270.7	29:35.824
13	1:40.095	26.576	37.177	36.342	267.3	31:15.919

70 MARC ALCOBA ESP						
ANDOTRANS TEAM TORRENTÓ YAMAHA						
1	3:04.398	1:49.348	38.301	36.749	215.1	3:04.398
2	1:40.143	26.482	37.521	36.140	274.8	4:44.541
3	1:40.270	26.603	37.347	36.320	279.8	6:24.811
4	1:48.219	26.329	37.446	44.444	281.2	8:13.030
5	1:39.792	26.347	37.308	36.137	280.5	9:52.822
6	1:39.973	26.236	37.512	36.225	280.5	11:32.795
7	9:01.484 B	27.338	38.303	7:55.843	274.8	20:34.279
8	1:49.473	34.914	38.280	36.279	114.9	22:23.752
9	1:40.007	26.556	37.263	36.188	276.2	24:03.759
10	1:39.846	26.461	37.402	35.983	279.1	25:43.605
11	1:39.799	26.502	37.244	36.053	275.5	27:23.404
12	1:39.479	26.410	37.195	35.874	276.2	29:02.883
13	1:39.461	26.384	37.124	35.953	276.9	30:42.344

74 PIOTR BIESIEKIRSKI POL						
FAU55 RACING - EUVIC YAMAHA						
1	2:32.684	1:15.095	39.735	37.854	187.8	2:32.684
2	1:43.129	26.727	38.250	38.152	274.1	4:15.813
3	1:41.133	26.938	37.609	36.586	269.3	5:56.946
4	1:40.273	26.618	37.537	36.118	274.8	7:37.219
5	1:40.388	26.572	37.575	36.241	274.1	9:17.607
6	1:40.521	26.744	37.621	36.156	272.7	10:58.128
7	6:57.699 B	31.017	39.646	5:47.036	268.7	17:55.827
8	1:58.305	33.898	38.135	46.272	182.4	19:54.132
9	1:40.043	26.720	37.450	35.873	273.4	21:34.175
10	2:31.999	26.549	37.336	1:28.114	273.4	24:06.174
11	1:44.849	30.702	37.690	36.457	257.1	25:51.023
12	1:40.434	26.699	37.610	36.125	272.7	27:31.457
13	1:40.516	26.798	37.541	36.177	272.0	29:11.973
14	1:40.673	26.893	37.623	36.157	270.0	30:52.646

75 IVO LOPES PRT						
BMW EASYRACE TEAM						
1	3:10.402	1:56.008	38.294	36.100	198.5	3:10.402
2	1:39.244	26.102	37.478	35.664	276.9	4:49.646
3	1:39.001	26.159	37.049	35.793	274.8	6:28.647
4	1:45.878	26.069	37.104	42.705	279.1	8:14.525
5	1:38.982	26.234	37.008	35.740	277.6	9:53.507
6	11:01.355 B	26.017	37.380	9:57.958	281.2	20:54.862
7	1:48.833	33.680	38.889	36.264	189.1	22:43.695
8	1:38.749	26.115	36.900	35.734	274.1	24:22.444
9	1:53.705	26.326	37.910	49.469	276.2	26:16.149
10	1:41.958	26.422	37.351	38.185	270.7	27:58.107
11	1:38.892	26.126	36.959	35.807	278.4	29:36.999
12	1:45.118	26.019	37.014	42.085	276.9	31:22.117

93 MATHIAS POULSEN DNK						
YAMAHA TEAM SCANDINAVIA YAMAHA						
1	2:53.928	1:35.060	40.726	38.142	169.0	2:53.928

Vlt.	Tiempo	Sector 1	Sector 2	Sector 3	V.Max	T. Sesión
2	1:44.226	27.680	39.116	37.430	260.2	4:38.154
3	1:43.262	27.517	38.582	37.163	254.7	6:21.416
4	1:43.721	27.425	38.910	37.386	264.7	8:05.137
5	1:43.038	27.183	38.545	37.310	264.1	9:48.175
6	8:15.303 B	27.640	39.366	7:08.297	264.7	18:03.478
7	1:53.930	35.644	40.344	37.942	149.4	19:57.408
8	1:43.884	27.512	39.021	37.351	265.4	21:41.292
9	1:43.156	27.306	38.611	37.239	268.7	23:24.448
10	1:43.255	27.231	38.795	37.229	268.0	25:07.703
11	1:43.727	27.261	38.930	37.536	268.7	26:51.430
12	1:44.355	27.438	39.203	37.714	266.0	28:35.785
13	1:44.536	27.599	39.196	37.741	269.3	30:20.321

94 NAOMICHI URAMOTO JPN						
JEG RACING HONDA						
1	2:20.672	1:00.137	43.198	37.337	154.3	2:20.672
2	2:04.128	28.247	48.493	47.388	233.3	4:24.800
3	1:41.290	26.918	37.551	36.821	265.4	6:06.090
4	1:40.082	26.584	37.316	36.182	264.7	7:46.172
5	5:06.714 B	28.451	37.953	4:00.310	266.7	12:52.886
6	1:53.595	39.411	37.912	36.272	124.1	14:46.481
7	1:39.875	26.604	37.027	36.244	267.3	16:26.356
8	1:39.586	26.380	37.097	36.109	270.0	18:05.942
9	4:29.488 B	27.802	38.275	3:23.411	268.7	22:35.430
10	2:24.748	47.335	53.771	43.642	89.7	25:00.178
11	1:39.939	26.626	37.237	36.076	266.7	26:40.117
12	1:52.651	26.411	49.483	36.757	266.7	28:32.768
13	1:39.539	26.567	36.980	35.992	267.3	30:12.307

96 JAMIE W. DAVIS GBR						
SRT YAMAHA						
1	3:37.458	2:19.766	39.867	37.825	142.5	3:37.458
2	1:43.188	27.493	38.640	37.055	260.2	5:20.646
3	1:42.160	27.045	38.209	36.906	268.7	7:02.806
4	12:32.093 B	27.226	40.029	...	269.3	19:34.899
5	1:57.351	37.438	42.536	37.377	182.4	21:32.250
6	1:40.976	26.738	37.931	36.307	273.4	23:13.226
7	1:40.798	26.606	37.687	36.505	274.8	24:54.024
8	1:41.091	26.541	38.060	36.490	275.5	26:35.115
9	1:40.607	26.492	37.657	36.458	272.0	28:15.722
10	1:40.626	26.493	37.647	36.486	276.9	29:56.348

99 OSCAR GUTIERREZ ESP						
TEAM HONDA LAGLISSE HONDA						
1	2:40.526	1:23.425	39.712	37.389	189.8	2:40.526
2	1:41.113	26.763	37.996	36.354	263.4	4:21.639
3	1:42.115	26.991	37.867	37.257	270.0	6:03.754
4	1:39.756	26.269	37.575	35.912	273.4	7:43.510
5	1:39.259	26.240	37.027	35.992	271.4	9:22.769
6	1:39.419	26.295	37.186	35.938	276.2	11:02.188
7	10:02.772 B	27.903	38.253	8:56.616	268.0	21:04.960
8	1:48.426	32.797	38.796	36.833	213.9	22:53.386
9	1:40.873	26.597	37.822	36.454	272.0	24:34.259
10	1:39.875	26.466	37.381	36.028	274.8	26:14.134
11	1:39.620	26.374	37.295	35.951	275.5	27:53.754
12	1:47.408	31.422	38.316	37.670	273.4	29:41.162
13	1:39.637	26.342	37.280	36.015	277.6	31:20.799

