


SBK ESBK - CTO. ESPAÑA DE VELOCIDAD CARRERA 1

Análisis de sectores lentos

■ Mejor Personal ■ Mejor de la sesión ■ Cruzando por el pit lane

Vlt.	Tiempo	Sector 1	Sector 2	Sector 3	Km/h	T. Sesión	Vlt.	Tiempo	Sector 1	Sector 2	Sector 3	Km/h	T. Sesión	
1	ESTEVE RABAT ESP						TR53 RACING TEAM HONDA	15	1:43.465	27.431	38.790	37.244	136.8	26:16.566
	16	1:43.465	27.433	38.894	37.138	136.8		28:00.031						
	17	1:43.627	27.434	38.812	37.381	136.6		29:43.658						
	1	1:47.332	33.046	37.715	36.571	131.9		1:47.332						
	2	1:40.188	26.570	37.426	36.192	141.3		3:27.520						
	3	1:39.705	26.394	37.317	35.994	142.0		5:07.225						
	4	1:40.561	26.571	37.699	36.291	140.8		6:47.786						
	5	1:40.173	26.411	37.563	36.199	141.3		8:27.959						
	6	1:40.052	26.406	37.408	36.238	141.5		10:08.011						
	7	1:39.916	26.245	37.418	36.253	141.7		11:47.927						
	8	1:40.214	26.362	37.570	36.282	141.3		13:28.141						
	9	1:40.452	26.544	37.557	36.351	141.0		15:08.593						
	10	1:40.319	26.582	37.460	36.277	141.1		16:48.912						
	11	1:40.754	26.684	37.709	36.361	140.5		18:29.666						
	12	1:40.501	26.624	37.530	36.347	140.9		20:10.167						
	13	1:40.285	26.502	37.445	36.338	141.2		21:50.452						
	14	1:40.160	26.486	37.427	36.247	141.4		23:30.612						
	15	1:40.363	26.533	37.533	36.297	141.1		25:10.975						
16	1:40.554	26.619	37.561	36.374	140.8	26:51.529								
17	1:40.323	26.424	37.601	36.298	141.1	28:31.852								
2	GUILLAUME ANTIGA FRA						JEG RACING HONDA	15	1:43.465	27.431	38.790	37.244	136.8	26:16.566
	16	1:43.465	27.433	38.894	37.138	136.8		28:00.031						
	17	1:43.627	27.434	38.812	37.381	136.6		29:43.658						
	1	1:48.208	33.460	38.240	36.508	130.8		1:48.208						
	2	1:40.742	26.988	37.597	36.157	140.5		3:28.950						
	3	1:41.167	26.765	37.546	36.856	140.0		5:10.117						
	4	1:40.781	26.973	37.592	36.216	140.5		6:50.898						
	5	1:40.712	26.882	37.644	36.186	140.6		8:31.610						
	6	1:41.371	27.024	38.103	36.244	139.7		10:12.981						
	7	1:41.192	27.062	37.778	36.352	139.9		11:54.173						
	8	1:41.753	26.985	38.182	36.586	139.1		13:35.926						
	9	1:41.977	27.272	38.168	36.537	138.8		15:17.903						
	10	1:41.910	27.297	38.080	36.533	138.9		16:59.813						
	11	1:42.260	27.343	38.038	36.879	138.5		18:42.073						
	12	1:42.035	27.446	38.019	36.570	138.8		20:24.108						
	13	1:41.975	27.294	38.065	36.616	138.8		22:06.083						
	14	1:41.781	27.333	38.042	36.406	139.1		23:47.864						
	15	1:41.669	27.186	38.114	36.369	139.3		25:29.533						
16	1:41.582	27.161	37.981	36.440	139.4	27:11.115								
17	1:41.969	27.217	37.963	36.789	138.9	28:53.084								
3	OLA NESBAKKEN ESP						YAMAHA TEAM SCANDINAVIA YAMAHA	15	1:43.465	27.431	38.790	37.244	136.8	26:16.566
	16	1:43.465	27.433	38.894	37.138	136.8		28:00.031						
	17	1:43.627	27.434	38.812	37.381	136.6		29:43.658						
	1	1:53.828	36.225	39.981	37.622	124.4		1:53.828						
	2	1:45.715	28.706	39.483	37.526	133.9		3:39.543						
	3	1:44.210	27.757	39.110	37.343	135.9		5:23.753						
	4	1:44.338	27.613	39.063	37.662	135.7		7:08.091						
	5	1:44.509	27.743	39.292	37.474	135.5		8:52.600						
	6	1:44.227	27.752	38.965	37.510	135.8		10:36.827						
	7	1:44.260	27.612	39.077	37.571	135.8		12:21.087						
	8	1:44.864	27.924	39.580	37.360	135.0		14:05.951						
	9	1:45.745	28.352	39.695	37.698	133.9		15:51.696						
	10	1:44.010	27.632	38.952	37.426	136.1		17:35.706						
	11	1:45.158	27.920	39.407	37.831	134.6		19:20.864						
	12	1:45.062	28.031	39.672	37.359	134.8		21:05.926						
	13	1:43.930	27.511	39.002	37.417	136.2		22:49.856						
	14	1:43.245	27.331	38.775	37.139	137.1		24:33.101						
	4	JAVIER ARTIME ESP						PROMORACING TEAM YAMAHA	15	1:43.465	27.431	38.790	37.244	136.8
16		1:43.465	27.433	38.894	37.138	136.8	28:00.031							
17		1:43.627	27.434	38.812	37.381	136.6	29:43.658							
1		1:53.449	35.894	39.959	37.596	124.8	1:53.449							
2		1:45.041	28.324	39.371	37.346	134.8	3:38.490							
3		1:43.833	27.622	39.051	37.160	136.4	5:22.323							
4		1:44.763	27.645	39.740	37.378	135.2	7:07.086							
5		1:44.541	27.887	39.157	37.497	135.4	8:51.627							
6		1:44.168	27.570	39.220	37.378	135.9	10:35.795							
7		1:44.561	27.835	39.139	37.587	135.4	12:20.356							
8		1:45.149	27.836	39.672	37.641	134.7	14:05.505							
9		1:45.885	28.591	39.741	37.553	133.7	15:51.390							
10		1:44.786	27.633	39.344	37.809	135.1	17:36.176							
11		1:45.045	27.757	39.604	37.684	134.8	19:21.221							
12		1:45.541	27.968	39.906	37.667	134.2	21:06.762							
13		1:44.950	27.866	39.479	37.605	134.9	22:51.712							
14		1:44.529	27.785	39.277	37.467	135.5	24:36.241							
15		1:47.752	30.381	39.444	37.927	131.4	26:23.993							
16	1:46.230	28.235	39.539	38.456	133.3	28:10.223								
17	1:47.632	28.257	40.650	38.725	131.5	29:57.855								
7	ZECHARIAH K. DZEGEDE USA						JEG RACING HONDA	15	1:43.465	27.431	38.790	37.244	136.8	26:16.566
	16	1:43.465	27.433	38.894	37.138	136.8		28:00.031						
	17	1:43.627	27.434	38.812	37.381	136.6		29:43.658						
	1	1:52.894	35.705	39.503	37.686	125.4		1:52.894						
	2	1:46.068	29.499	39.327	37.242	133.5		3:38.962						
	3	1:44.083	28.121	38.731	37.231	136.0		5:23.045						
	4	1:44.401	28.089	38.902	37.410	135.6		7:07.446						
	5	1:44.477	28.207	39.119	37.151	135.5		8:51.923						
	6	1:44.352	28.280	38.813	37.259	135.7		10:36.275						
	7	1:44.283	27.998	39.094	37.191	135.8		12:20.558						
	8	1:44.956	28.282	39.380	37.294	134.9		14:05.514						
	9	1:44.692	28.352	38.914	37.426	135.2		15:50.206						
	10	1:44.998	28.248	39.156	37.594	134.8		17:35.204						
	11	1:45.290	28.283	39.297	37.710	134.5		19:20.494						
	12	1:44.661	28.285	39.150	37.226	135.3		21:05.155						
	13	1:45.374	28.132	38.928	38.314	134.4		22:50.529						
	14	1:44.510	28.144	38.963	37.403	135.5		24:35.039						
	15	1:45.213	28.271	39.450	37.492	134.6		26:20.252						
16	1:45.543	28.288	39.358	37.897	134.2	28:05.795								
17	1:46.950	28.517	39.897	38.536	132.4	29:52.745								
10	UNAI ORRADRE ESP						TEAM HONDA LAGLISSE HONDA	15	1:43.465	27.431	38.790	37.244	136.8	26:16.566
	16	1:43.465	27.433	38.894	37.138	136.8		28:00.031						
	17	1:43.627	27.434	38.812	37.381	136.6		29:43.658						
	1	1:47.383	33.291	37.846	36.246	131.9		1:47.383						
	2	1:40.893	27.345	37.459	36.089	140.3		3:28.276						
	3	1:39.828	26.268	37.400	36.160	141.8		5:08.104						
	4	1:40.143	26.312	37.730	36.101	141.4		6:48.247						
	5	1:40.345	26.533	37.632	36.180	141.1		8:28.592						
	6	1:40.109	26.476	37.507	36.126	141.4		10:08.701						
	7	1:39.658	26.317	37.311	36.030	142.1		11:48.359						
	8	1:40.164	26.430	37.567	36.167	141.4		13:28.523						
	9	1:40.341	26.462	37.670	36.209	141.1		15:08.864						
	10	1:40.269	26.555	37.560	36.154	141.2		16:49.133						
	11	1:40.743	26.693	37.741	36.309	140.5		18:29.876						






SBK ESBK - CTO. ESPAÑA DE VELOCIDAD CARRERA 1

Análisis de sectores lentos

■ Mejor Personal ■ Mejor de la sesión ■ Cruzando por el pit lane

Vlt.	Tiempo	Sector 1	Sector 2	Sector 3	Km/h	T. Sesión	Vlt.	Tiempo	Sector 1	Sector 2	Sector 3	Km/h	T. Sesión
12	1:40.622	26.668	37.666	36.288	140.7	20:10.498	9	1:40.249	26.474	37.637	36.138	141.2	15:09.759
13	1:40.381	26.475	37.671	36.235	141.1	21:50.879	10	1:40.122	26.520	37.561	36.041	141.4	16:49.881
14	1:40.962	26.609	37.754	36.599	140.2	23:31.841	24 LEONARDO TACCINI ITA						
15	1:41.042	26.597	38.082	36.363	140.1	25:12.883	BMW EASYRACE TEAM						
16	1:40.858	26.638	37.772	36.448	140.4	26:53.741	1	1:48.737	34.096	38.217	36.424	130.2	1:48.737
17	1:41.609	26.852	37.992	36.765	139.3	28:35.350	2	1:40.986	26.979	37.900	36.107	140.2	3:29.723
13 VILLE VALTONEN FIN							3	1:40.272	26.612	37.352	36.308	141.2	5:09.995
SENSETEC OY							4	1:40.567	26.550	37.707	36.310	140.8	6:50.562
1	1:50.350	34.765	38.983	36.602	128.3	1:50.350	5	1:40.302	26.606	37.456	36.240	141.2	8:30.864
2	1:42.400	27.287	38.590	36.523	138.3	3:32.750	6	1:40.679	26.509	37.680	36.490	140.6	10:11.543
3	1:42.756	27.733	38.282	36.741	137.8	5:15.506	7	1:40.752	26.622	37.583	36.547	140.5	11:52.295
4	1:42.412	27.788	38.106	36.518	138.3	6:57.918	8	1:40.686	26.704	37.610	36.372	140.6	13:32.981
5	1:42.008	27.378	38.060	36.570	138.8	8:39.926	9	1:41.174	26.855	37.876	36.443	139.9	15:14.155
6	1:42.158	27.274	38.367	36.517	138.6	10:22.084	10	1:41.269	26.835	37.775	36.659	139.8	16:55.424
7	1:41.990	27.235	38.245	36.510	138.8	12:04.074	11	1:41.034	26.892	37.908	36.234	140.1	18:36.458
8	1:41.846	27.279	38.067	36.500	139.0	13:45.920	12	1:41.507	27.124	37.645	36.738	139.5	20:17.965
9	1:41.992	27.283	38.160	36.549	138.8	15:27.912	13	1:41.821	27.028	38.090	36.703	139.1	21:59.786
10	1:42.139	27.263	38.194	36.682	138.6	17:10.051	14	1:41.943	27.139	38.118	36.686	138.9	23:41.729
11	1:42.651	27.334	38.457	36.860	137.9	18:52.702	15	1:42.032	27.072	38.208	36.752	138.8	25:23.761
12	1:42.492	28.061	38.077	36.354	138.1	20:35.194	16	1:41.838	27.152	38.041	36.645	139.0	27:05.599
13	1:42.791	27.399	38.692	36.700	137.7	22:17.985	17	1:43.017	27.314	38.372	37.331	137.4	28:48.616
14	1:42.597	27.306	38.673	36.618	138.0	24:00.582	29 JUAN JOSE NUÑEZ ESP						
15	1:42.642	27.533	38.521	36.588	137.9	25:43.224	YAMAHA GV STRATOS YAMAHA						
16	1:42.267	27.543	38.012	36.712	138.4	27:25.491	1	1:49.418	34.287	38.357	36.774	129.4	1:49.418
17	1:42.168	27.252	38.223	36.693	138.6	29:07.659	2	1:43.094	27.268	38.953	36.873	137.3	3:32.512
21 EDUARDO MONTERO ESP							3	1:41.971	27.056	38.244	36.671	138.9	5:14.483
TEAM HONDA LAGLISSE HONDA							4	1:42.083	27.040	38.510	36.533	138.7	6:56.566
1	1:49.840	34.430	38.598	36.812	128.9	1:49.840	5	1:42.055	27.016	38.219	36.820	138.7	8:38.621
2	1:42.028	27.003	38.350	36.675	138.8	3:31.868	6	1:42.257	26.891	38.319	37.047	138.5	10:20.878
3	1:41.778	26.844	38.293	36.641	139.1	5:13.646	7	1:41.806	27.095	38.068	36.643	139.1	12:02.684
4	1:41.529	26.820	38.114	36.595	139.5	6:55.175	8	1:42.054	27.014	38.420	36.620	138.7	13:44.738
5	1:41.728	26.916	38.158	36.654	139.2	8:36.903	9	1:42.593	27.201	38.576	36.816	138.0	15:27.331
6	1:41.687	26.820	38.212	36.655	139.2	10:18.590	10	1:42.517	27.264	38.458	36.795	138.1	17:09.848
7	1:41.802	26.962	38.221	36.619	139.1	12:00.392	11	1:42.766	27.317	38.488	36.961	137.8	18:52.614
8	1:41.622	26.762	38.293	36.567	139.3	13:42.014	12	1:42.445	27.185	38.377	36.883	138.2	20:35.059
9	1:41.245	26.661	38.127	36.457	139.8	15:23.259	13	1:42.806	27.323	38.666	36.817	137.7	22:17.865
10	1:41.373	26.726	38.121	36.526	139.7	17:04.632	14	1:42.623	27.310	38.488	36.825	138.0	24:00.488
11	1:41.524	26.799	38.171	36.554	139.5	18:46.156	15	1:42.646	27.454	38.390	36.802	137.9	25:43.134
12	1:41.674	26.849	38.360	36.465	139.3	20:27.830	16	1:43.333	27.359	39.328	36.646	137.0	27:26.467
13	1:41.484	26.797	38.014	36.673	139.5	22:09.314	17	1:42.943	27.260	38.574	37.109	137.5	29:09.410
14	1:41.223	26.704	38.012	36.507	139.9	23:50.537	40 ROMAN RAMOS ESP						
15	1:41.224	26.625	38.220	36.379	139.9	25:31.761	KAWASAKI PALMETO PL RACING KAWASAKI						
16	1:41.189	26.681	38.028	36.480	139.9	27:12.950	1	1:46.309	32.644	37.427	36.238	133.2	1:46.309
17	1:41.281	26.697	37.948	36.636	139.8	28:54.231	2	1:40.586	26.484	37.697	36.405	140.8	3:26.895
23 CHRISTOPHE PONSSON FRA							3	1:39.797	26.381	37.095	36.321	141.9	5:06.692
BMS RACETECH BMW							4	1:40.354	26.766	37.186	36.402	141.1	6:47.046
1	1:47.664	33.540	37.920	36.204	131.5	1:47.664	5	1:40.124	26.537	37.384	36.203	141.4	8:27.170
2	1:40.158	26.624	37.439	36.095	141.4	3:27.822	6	1:39.773	26.457	37.237	36.079	141.9	10:06.943
3	1:40.028	26.316	37.500	36.212	141.5	5:07.850	7	1:39.897	26.414	37.411	36.072	141.7	11:46.840
4	1:40.231	26.376	37.607	36.248	141.3	6:48.081	8	1:40.045	26.447	37.331	36.267	141.5	13:26.885
5	1:40.816	26.523	38.049	36.244	140.4	8:28.897	9	1:39.902	26.604	37.229	36.069	141.7	15:06.787
6	1:40.223	26.407	37.544	36.272	141.3	10:09.120	10	1:40.055	26.552	37.417	36.086	141.5	16:46.842
7	1:40.077	26.334	37.573	36.170	141.5	11:49.197	11	1:39.960	26.525	37.299	36.136	141.6	18:26.802
8	1:40.313	26.497	37.630	36.186	141.1	13:29.510	12	1:40.067	26.643	37.338	36.086	141.5	20:06.869





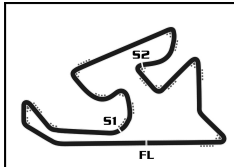
SBK ESBK - CTO. ESPAÑA DE VELOCIDAD CARRERA 1

Análisis de sectores lentos

■ Mejor Personal ■ Mejor de la sesión ■ Cruzando por el pit lane

Vlt.	Tiempo	Sector 1	Sector 2	Sector 3	Km/h	T. Sesión	Vlt.	Tiempo	Sector 1	Sector 2	Sector 3	Km/h	T. Sesión
13	1:40.319	26.659	37.447	36.213	141.1	21:47.188	10	1:40.815	26.754	37.698	36.363	140.4	16:55.318
14	1:40.198	26.606	37.425	36.167	141.3	23:27.386	11	1:40.882	26.850	37.765	36.267	140.4	18:36.200
15	1:40.203	26.601	37.410	36.192	141.3	25:07.589							
16	1:40.692	26.718	37.631	36.343	140.6	26:48.281							
17	1:40.751	26.901	37.540	36.310	140.5	28:29.032							
53	DANIEL GONZALEZ					ESP	75	IVO LOPES					PRT
	PS RACING TEAM					YAMAHA		BMW EASYRACE TEAM					
1	1:50.365	34.877	38.483	37.005	128.3	1:50.365	1	1:45.350	32.413	36.970	35.967	134.4	1:45.350
2	1:42.108	27.353	38.106	36.649	138.7	3:32.473	2	1:39.519	26.188	37.077	36.254	142.3	3:24.869
3	1:43.194	28.380	38.124	36.690	137.2	5:15.667	3	1:39.139	26.301	37.026	35.812	142.8	5:04.008
4	1:41.574	27.191	37.730	36.653	139.4	6:57.241	4	1:39.231	26.330	37.085	35.816	142.7	6:43.239
5	1:41.811	27.473	37.745	36.593	139.1	8:39.052	5	1:39.240	26.299	37.148	35.793	142.7	8:22.479
6	1:41.650	26.793	38.163	36.694	139.3	10:20.702	6	1:39.369	26.306	37.089	35.974	142.5	10:01.848
7	1:40.624	26.720	37.600	36.304	140.7	12:01.326	7	1:39.205	26.292	37.136	35.777	142.7	11:41.053
8	1:41.061	26.753	37.719	36.589	140.1	13:42.387	8	1:39.439	26.276	37.378	35.785	142.4	13:20.492
9	1:41.353	26.679	38.072	36.602	139.7	15:23.740	9	1:39.571	26.329	37.371	35.871	142.2	15:00.063
10	1:41.362	26.754	37.928	36.680	139.7	17:05.102	10	1:39.657	26.321	37.361	35.975	142.1	16:39.720
11	1:41.471	26.769	37.953	36.749	139.5	18:46.573	11	1:39.625	26.295	37.309	36.021	142.1	18:19.345
12	1:41.745	26.860	38.152	36.733	139.2	20:28.318	12	1:39.601	26.330	37.347	35.924	142.2	19:58.946
13	1:41.324	26.786	37.871	36.667	139.7	22:09.642	13	1:39.702	26.358	37.345	35.999	142.0	21:38.648
14	1:41.241	26.725	37.895	36.621	139.9	23:50.883	14	1:39.910	26.493	37.488	35.929	141.7	23:18.558
15	1:41.763	26.658	38.732	36.373	139.1	25:32.646	15	1:39.902	26.473	37.491	35.938	141.7	24:58.460
16	1:40.870	26.789	37.667	36.414	140.4	27:13.516	16	1:39.968	26.437	37.471	36.060	141.6	26:38.428
17	1:41.160	26.807	37.570	36.783	140.0	28:54.676	17	1:40.240	26.473	37.428	36.339	141.2	28:18.668
70	MARC ALCOBA					ESP	93	MATHIAS POULSEN					DNK
	ANDOTRANS TEAM TORRENTÓ					YAMAHA		YAMAHA TEAM SCANDINAVIA					YAMAHA
1	1:46.424	32.828	37.531	36.065	133.0	1:46.424	1	1:51.926	35.282	39.275	37.369	126.5	1:51.926
2	1:40.094	26.655	37.397	36.042	141.5	3:26.518	2	1:43.472	27.313	38.887	37.272	136.8	3:35.398
3	1:40.305	26.215	37.784	36.306	141.2	5:06.823	3	1:43.669	27.529	38.741	37.399	136.6	5:19.067
4	1:40.321	26.504	37.280	36.537	141.1	6:47.144	4	1:43.806	27.374	38.924	37.508	136.4	7:02.873
5	1:39.592	26.277	37.369	35.946	142.2	8:26.736	5	1:43.911	27.402	39.024	37.485	136.3	8:46.784
6	1:39.459	26.343	37.311	35.805	142.4	10:06.195	6	1:44.100	27.520	39.112	37.468	136.0	10:30.884
7	1:39.862	26.469	37.433	35.960	141.8	11:46.057	7	1:43.971	27.575	38.945	37.451	136.2	12:14.855
8	1:39.682	26.398	37.334	35.950	142.0	13:25.739	8	1:43.903	27.488	38.926	37.489	136.3	13:58.758
9	1:39.665	26.264	37.442	35.959	142.1	15:05.404	9	1:44.166	27.466	39.083	37.617	135.9	15:42.924
10	1:39.840	26.413	37.472	35.955	141.8	16:45.244	10	1:44.338	27.514	39.204	37.620	135.7	17:27.262
11	1:39.811	26.423	37.464	35.924	141.9	18:25.055	11	1:44.650	27.550	39.483	37.617	135.3	19:11.912
12	1:39.965	26.393	37.447	36.125	141.6	20:05.020	12	1:44.665	27.742	39.200	37.723	135.3	20:56.577
13	1:39.712	26.390	37.414	35.908	142.0	21:44.732	13	1:44.819	27.710	39.347	37.762	135.1	22:41.396
14	1:39.748	26.408	37.439	35.901	141.9	23:24.480	14	1:44.560	27.693	39.226	37.641	135.4	24:25.956
15	1:39.693	26.382	37.305	36.006	142.0	25:04.173	15	1:44.380	27.689	39.065	37.626	135.6	26:10.336
16	1:40.262	26.347	37.840	36.075	141.2	26:44.435	16	1:43.939	27.465	38.991	37.483	136.2	27:54.275
17	1:40.106	26.487	37.560	36.059	141.4	28:24.541	17	1:44.710	27.639	39.389	37.682	135.2	29:38.985
74	PIOTR BIESIEKIRSKI					POL	94	NAOMICHI URAMOTO					JPN
	FAU55 RACING - EUVIC					YAMAHA		JEG RACING					HONDA
1	1:48.659	33.791	38.070	36.798	130.3	1:48.659	1	1:48.748	33.930	38.035	36.783	130.2	1:48.748
2	1:41.235	26.689	37.955	36.591	139.9	3:29.894	2	1:40.851	26.766	37.484	36.601	140.4	3:29.599
3	1:40.499	26.602	37.726	36.171	140.9	5:10.393	3	1:40.000	26.479	37.139	36.382	141.6	5:09.599
4	1:40.794	26.771	37.807	36.216	140.5	6:51.187	4	1:40.131	26.386	37.464	36.281	141.4	6:49.730
5	1:40.668	26.742	37.740	36.186	140.6	8:31.855	5	1:40.053	26.498	37.227	36.328	141.5	8:29.783
6	1:40.801	26.850	37.730	36.221	140.5	10:12.656	6	1:40.137	26.445	37.464	36.228	141.4	10:09.920
7	1:40.580	26.751	37.589	36.240	140.8	11:53.236	7	1:40.312	26.448	37.590	36.274	141.1	11:50.232
8	1:40.620	26.827	37.723	36.070	140.7	13:33.856	8	1:40.144	26.483	37.416	36.245	141.4	13:30.376
9	1:40.647	26.808	37.629	36.210	140.7	15:14.503	9	1:40.210	26.498	37.461	36.251	141.3	15:10.586
							10	1:39.984	26.458	37.411	36.115	141.6	16:50.570
							11	1:40.238	26.387	37.377	36.474	141.3	18:30.808
							12	1:40.265	26.620	37.400	36.245	141.2	20:11.073





CIRCUITO DE NAVARRA 3.933 m.

SBK ESBK - CTO. ESPAÑA DE VELOCIDAD CARRERA 1

Análisis de sectores lentos

■ Mejor Personal ■ Mejor de la sesión B Cruzando por el pit lane

Vlt.	Tiempo	Sector 1	Sector 2	Sector 3	Km/h	T. Sesión	Vlt.	Tiempo	Sector 1	Sector 2	Sector 3	Km/h	T. Sesión
13	1:40.148	26.537	37.442	36.169	141.4	21:51.221							
14	1:40.373	26.513	37.435	36.425	141.1	23:31.594							
15	1:40.635	26.513	37.873	36.249	140.7	25:12.229							
16	1:40.203	26.487	37.469	36.247	141.3	26:52.432							
17	1:40.648	26.690	37.612	36.346	140.7	28:33.080							

96		JAMIE W. DAVIS		GBR		
SRT		YAMAHA				
1	1:50.830	35.066	39.046	36.718	127.8	1:50.830
2	1:42.787	27.135	38.639	37.013	137.7	3:33.617
3	1:46.401	31.313	38.351	36.737	133.1	5:20.018
4	1:41.956	26.825	38.246	36.885	138.9	7:01.974
5	1:42.142	26.994	38.159	36.989	138.6	8:44.116
6	1:42.142	27.187	38.226	36.729	138.6	10:26.258
7	1:42.002	26.980	38.259	36.763	138.8	12:08.260
8	1:41.972	26.931	38.234	36.807	138.8	13:50.232
9	1:42.273	26.875	38.522	36.876	138.4	15:32.505
10	1:42.007	27.025	38.253	36.729	138.8	17:14.512
11	1:42.023	26.861	38.291	36.871	138.8	18:56.535
12	1:42.140	26.975	38.333	36.832	138.6	20:38.675
13	1:42.054	26.827	38.388	36.839	138.7	22:20.729
14	1:42.143	26.966	38.395	36.782	138.6	24:02.872
15	1:42.263	27.109	38.368	36.786	138.5	25:45.135
16	1:42.038	26.893	38.360	36.785	138.8	27:27.173
17	1:42.600	26.954	38.521	37.125	138.0	29:09.773

99		OSCAR GUTIERREZ		ESP		
TEAM HONDA LAGLISSE		HONDA				
1	1:46.285	32.539	37.350	36.396	133.2	1:46.285
2	1:39.476	26.350	37.146	35.980	142.3	3:25.761
3	1:39.518	26.437	37.170	35.911	142.3	5:05.279
4	1:39.394	26.391	37.154	35.849	142.5	6:44.673
5	1:39.499	26.342	37.229	35.928	142.3	8:24.172
6	1:39.419	26.325	37.202	35.892	142.4	10:03.591
7	1:39.570	26.391	37.312	35.867	142.2	11:43.161
8	1:39.539	26.444	37.295	35.800	142.2	13:22.700
9	1:39.539	26.422	37.248	35.869	142.2	15:02.239
10	1:39.894	26.459	37.445	35.990	141.7	16:42.133
11	1:39.479	26.367	37.181	35.931	142.3	18:21.612
12	1:40.118	26.536	37.528	36.054	141.4	20:01.730
13	1:39.810	26.441	37.369	36.000	141.9	21:41.540
14	1:39.754	26.455	37.355	35.944	141.9	23:21.294
15	1:39.918	26.556	37.423	35.939	141.7	25:01.212
16	1:39.642	26.394	37.237	36.011	142.1	26:40.854
17	1:40.083	26.526	37.290	36.267	141.5	28:20.937

