

Supersport NG
ESBK - CTO. ESPAÑA DE VELOCIDAD
ENT. LIBRES 1

Vuelta a vuelta


— Vuelta invalidada


■ Mejor Personal

■ Mejor de la sesión

■ Cruzando por el pit lane

Vlt.	Tiempo	Sector 1	Sector 2	Sector 3	V.Max	T. Sesión	Vlt.	Tiempo	Sector 1	Sector 2	Sector 3	V.Max	T. Sesión	
4	ERIC FERNANDEZ ESP						TEAM SPEED RACING	8	1:48.096	29.423	40.321	38.352	225.5	15:58.193
	9	1:49.542	28.783	39.767	40.992	229.3		17:47.735						
	1	7:38.317	6:17.421	42.285	38.611	94.9		7:38.317						
	2	1:45.478	28.208	39.436	37.834	249.4		9:23.795						
	3	1:44.525	27.716	39.220	37.589	251.2		11:08.320						
	4	1:49.796	32.545	39.543	37.708	252.3		12:58.116						
	5	1:47.956	30.652	39.688	37.616	252.9		14:46.072						
	6	1:43.453	27.611	38.658	37.184	248.3		16:29.525						
7	1:43.231	27.549	38.527	37.155	250.6	18:12.756								
7	MANUEL ROCCA ITA						ZIVI MOTOR CORSE YAMAHA	1	3:22.299	1:57.444	43.959	40.896	161.2	3:22.299
	2	1:50.333	29.808	40.892	39.633	238.9		5:12.632						
	3	1:47.695	29.072	39.858	38.765	240.0		7:00.327						
	4	1:46.597	28.560	39.490	38.547	241.6		8:46.924						
	5	1:45.982	28.292	39.350	38.340	242.2		15:16.384						
8	ABDULLA NAIIF AL-QUBAISI QAT						ANDOTRANS TEAM TORRENTÓ YAMAHA	1	8:05.351	6:44.535	41.541	39.275	174.2	8:05.351
	2	1:47.151	28.539	39.912	38.700	242.2		9:52.502						
	3	1:50.840	31.095	40.778	38.967	242.7		11:43.342						
	4	1:47.060	28.907	39.835	38.318	243.8		13:30.402						
	5	1:45.982	28.292	39.350	38.340	242.2		15:16.384						
	6	1:46.166	28.485	39.578	38.103	240.0		17:02.550						
	7	1:46.166	28.485	39.578	38.103	240.0		17:02.550						
9	JAVIER DEL OLMO ESP						KAWASAKI PALMETO PL RACING KAWASAKI	1	2:55.953	1:29.285	45.047	41.621	153.2	2:55.953
	2	1:51.622	29.596	42.149	39.877	235.8		4:47.575						
	3	1:49.136	28.757	40.797	39.582	243.8		6:36.711						
	4	1:48.282	28.684	40.340	39.258	242.7		8:24.993						
	5	1:48.582	28.671	40.473	39.438	240.0		10:13.575						
	6	1:49.113	28.873	40.773	39.467	240.5		12:02.688						
	7	8:01.683B	30.283	42.258	6:49.142	241.1		20:04.371						
16	ALVARO FUERTES ESP						FUERTES TEAM YAMAHA	1	2:56.578	1:34.104	42.594	39.880	185.6	2:56.578
	2	1:48.218	29.086	40.323	38.809	244.9		4:44.796						
	3	1:46.186	28.391	39.430	38.365	245.5		6:30.982						
	4	1:46.888	28.013	38.979	39.896	241.1		8:17.870						
	5	6:34.439B	30.263	42.609	5:21.567	242.7		14:52.309						
	6	1:54.522	36.207	39.753	38.562	135.7		16:46.831						
	7	1:45.333	27.963	38.885	38.485	241.6		18:32.164						
	8	1:44.770	27.759	38.850	38.161	242.2		20:16.934						
17	RUBEN ROMERO ESP						ILUSION RACING YAMAHA	1	3:00.072	1:28.950	49.064	42.058	170.1	3:00.072
	2	1:56.080	31.880	43.546	40.654	213.9		4:56.152						
	3	1:54.074	31.223	42.853	39.998	221.3		6:50.226						
	4	1:50.394	30.133	41.107	39.154	221.8		8:40.620						
	5	1:50.001	30.091	40.969	38.941	233.3		10:30.621						
	6	1:48.695	29.398	40.631	38.666	227.4		12:19.316						
	7	1:50.781	29.459	42.906	38.416	227.4		14:10.097						
18	CESAR PARRILLA ESP						FAU55 RACING - FAMILY CASH YAMAHA	1	2:55.081	1:27.365	46.236	41.480	168.7	2:55.081
	2	1:50.668	30.123	41.381	39.164	217.7		4:45.749						
	3	1:49.147	29.156	40.924	39.067	230.8		6:34.896						
	4	1:46.785	29.062	39.683	38.040	224.1		8:21.681						
	5	6:04.917B	29.199	44.757	4:50.961	233.8		14:26.598						
	6	1:56.908	37.214	40.738	38.956	148.1		16:23.506						
19	JOAN DIAZ ESP						I+DENT RACING TEAM	1	3:08.054	1:36.199	47.459	44.396	164.6	3:08.054
	2	3:07.052B	34.063	44.371	1:48.618	198.5		6:15.106						
	3	2:06.444	38.434	43.907	44.103	154.9		8:21.550						
	4	2:00.990	30.776	41.788	48.426	219.5		10:22.540						
	5	3:12.568B	29.554	42.462	2:00.552	225.5		13:35.108						
	6	1:56.590	36.304	41.399	38.887	171.2		15:31.698						
	7	1:47.222	28.711	39.655	38.856	240.0		17:18.920						
	8	1:44.691	27.925	39.053	37.713	246.6		19:03.611						
	9	1:44.543	28.053	38.935	37.555	234.8		20:48.154						
21	DEMIS MIHAILA ITA						MOTOXRACING TEAM YAMAHA	1	2:54.234	1:25.720	47.208	41.306	144.0	2:54.234
	2	1:49.920	29.865	40.976	39.079	245.5		4:44.154						
	3	1:47.013	29.318	39.732	37.963	249.4		6:31.167						
	4	1:45.700	28.178	38.939	38.583	236.3		8:16.867						
	5	1:44.450	27.794	38.892	37.764	250.6		10:01.317						
22	BRETT ALEXANDER ROBERTS RSA						EASYPACE TEAM YAMAHA	1	4:57.224	3:33.434	43.165	40.625	167.7	4:57.224
	2	1:49.955	30.020	41.010	38.925	242.2		6:47.179						
	3	1:46.154	28.241	39.656	38.257	247.1		8:33.333						
	4	1:45.469	28.015	39.228	38.226	246.0		10:18.802						
	5	6:09.530B	27.813	40.630	5:01.087	244.9		16:28.332						
	6	1:53.756	34.251	40.448	39.057	184.6		18:22.088						
	7	1:44.922	28.036	38.836	38.050	243.8		20:07.010						
26	FRANCISCO JAVIER RUIZ ESP						MDR COMPETICION YAMAHA	1	2:55.734	1:29.510	45.001	41.223	180.6	2:55.734
	2	1:50.482	29.660	41.425	39.397	237.4		4:46.216						
	3	4:02.121B	28.818	43.579	2:49.724	244.9		8:48.337						
	4	8:21.374B	35.742	42.663	7:02.969	176.5		17:09.711						
	5	1:53.547	34.444	40.402	38.701	188.2		19:03.258						
	6	1:46.315	28.532	39.316	38.467	242.7		20:49.573						
27	BENEDETTO RASA ITA						YAMAHA GV STRATOS YAMAHA	1	3:24.162	1:54.340	47.322	42.500	167.7	3:24.162
	2	1:55.672	31.201	44.089	40.382	223.1		5:19.834						





Supersport NG
ESBK - CTO. ESPAÑA DE VELOCIDAD
ENT. LIBRES 1

Vuelta a vuelta

— Vuelta invalidada

■ Mejor Personal

■ Mejor de la sesión

■ Cruzando por el pit lane

Vlt.	Tiempo	Sector 1	Sector 2	Sector 3	V.Max	T. Sesión
3	1:52.339	30.241	42.053	40.045	242.7	7:12.173
4	1:50.989	29.642	41.596	39.751	244.3	9:03.162
5	6:21.905B	29.425	47.878	5:04.602	244.3	15:25.067
6	2:04.214	39.396	43.778	41.040	142.1	17:29.281
7	1:49.662	29.186	40.934	39.542	243.8	19:18.943
8	1:48.500	28.763	40.613	39.124	245.5	21:07.443

34 HARRY KHOURI AUS
ANDOTRANS TEAM TORRENTÓ YAMAHA

1	8:00.877	6:40.377	41.466	39.034	176.2	8:00.877
2	1:47.011	28.572	39.819	38.620	240.5	9:47.888
3	1:46.507	28.192	39.789	38.526	243.2	11:34.395
4	1:47.038	28.152	40.465	38.421	242.7	13:21.433
5	1:45.802	28.000	39.461	38.341	241.6	15:07.235
6	1:45.371	28.027	39.196	38.148	242.2	16:52.606

37 MAURO GONZALEZ ESP
TEAM SPEED RACING

1	7:39.241	6:17.649	42.531	39.061	101.9	7:39.241
2	1:46.429	28.877	39.545	38.007	241.1	9:25.670
3	1:46.618	28.745	40.019	37.854	247.1	11:12.288
4	1:44.793	28.073	38.978	37.742	250.6	12:57.081
5	1:49.149	32.156	39.471	37.522	222.7	14:46.230
6	1:44.272	27.921	38.934	37.417	240.0	16:30.502
7	1:44.106	27.889	38.813	37.404	243.2	18:14.608

43 SIMON JESPERSEN DEN
YAMAHA TEAM SCANDINAVIA YAMAHA

1	3:36.205	2:16.287	40.766	39.152	179.1	3:36.205
2	1:45.160	28.271	39.281	37.608	246.0	5:21.365
3	1:44.083	27.582	38.974	37.527	251.7	7:05.448
4	1:42.797	27.515	38.322	36.960	250.6	8:48.245

52 GUILLEM ERILL ESP
DEZA-BOX 77 RACING TEAM KAWASAKI

1	3:21.537	1:54.808	45.126	41.603	185.9	3:21.537
2	1:53.294	30.355	42.384	40.555	235.3	5:14.831
3	1:50.811	29.717	41.165	39.929	242.2	7:05.642
4	13:31.611B	30.226	43.622	...	236.8	20:37.253

53 CHARLY MALTERRE FRA
ILUSION RACING YAMAHA

1	2:58.457	1:32.592	45.060	40.805	183.7	2:58.457
2	1:53.337	30.430	42.718	40.189	231.8	4:51.794
3	1:50.016	29.621	41.040	39.355	240.0	6:41.810
4	1:49.340	29.584	40.675	39.081	240.5	8:31.150
5	1:52.387	29.300	40.669	42.418	241.1	10:23.537
6	1:49.919	29.187	41.518	39.214	236.3	12:13.456
7	1:49.059	29.353	40.724	38.982	233.8	14:02.515
8	1:48.557	29.212	40.542	38.803	240.5	15:51.072
9	1:47.848	29.019	40.070	38.759	240.0	17:38.920
10	1:51.821	28.802	43.866	39.153	240.0	19:30.741
11	1:51.267	29.027	43.234	39.006	240.0	21:22.008

54 JESUS RIOS ESP
MRE TALENT

1	2:54.903	1:26.606	46.592	41.705	154.3	2:54.903
---	----------	----------	--------	--------	-------	----------

Vlt.	Tiempo	Sector 1	Sector 2	Sector 3	V.Max	T. Sesión
2	1:50.608	29.873	41.477	39.258	235.3	4:45.511
3	2:50.971B	29.194	41.480	1:40.297	242.7	7:36.482
4	1:55.952	35.697	41.127	39.128	171.4	9:32.434
5	1:47.790	28.674	40.324	38.792	247.7	11:20.224
6	1:46.894	28.580	40.024	38.290	246.6	13:07.118
7	1:46.134	28.370	39.456	38.308	246.6	14:53.252
8	1:45.590	28.218	39.264	38.108	246.6	16:38.842
9	1:45.204	28.188	39.090	37.926	246.6	18:24.046
10	1:44.881	27.990	38.867	38.024	247.7	20:08.927

57 DANIEL MUÑOZ ESP
SP57 RACING TEAM YAMAHA

1	2:14.366	55.413	40.240	38.713	197.1	2:14.366
2	1:44.405	27.856	38.823	37.726	245.5	3:58.771
3	1:43.821	27.436	38.772	37.613	247.7	5:42.592
4	1:45.495	27.441	40.260	37.794	248.8	7:28.087
5	1:43.142	27.330	38.503	37.309	247.7	9:11.229
6	1:43.189	27.206	38.344	37.639	249.4	10:54.418
7	6:52.244B	27.904	40.024	5:44.316	246.6	17:46.662
8	1:49.366	32.280	39.214	37.872	202.6	19:36.028
9	1:42.822	27.214	38.300	37.308	248.8	21:18.850

67 CARLOS VALLE ESP
GV RACING

1	3:30.488	2:07.646	42.783	40.059	191.2	3:30.488
2	1:46.627	28.749	39.836	38.042	241.6	5:17.115
3	1:45.054	27.792	39.505	37.757	248.3	7:02.169
4	1:47.555	29.491	40.559	37.505	252.3	8:49.724
5	1:42.909	27.059	38.729	37.121	252.3	10:32.633
6	1:44.875	27.859	39.317	37.699	251.7	12:17.508
7	6:32.591B	28.697	46.701	5:17.193	241.1	18:50.099
8	1:47.335	31.572	38.604	37.159	198.2	20:37.434

72 YERAY RUIZ ESP
MDR COMPETICION YAMAHA

1	11:25.857B	1:10.508	43.768	9:31.581	197.4	11:25.857
2	1:59.844	35.937	43.177	40.730	191.5	13:25.701
3	1:50.516	29.713	41.064	39.739	241.6	15:16.217
4	1:48.436	28.911	40.259	39.266	243.8	17:04.653
5	1:47.447	28.534	39.911	39.002	241.6	18:52.100
6	1:47.751	28.289	40.843	38.619	246.6	20:39.851


76 JULIAN GIRAL ESP
LA SCUDERIA- DUCATI CORSE

1	2:56.756	1:35.551	41.816	39.389	153.8	2:56.756
2	2:01.069	38.621	239.5	4:57.825
3	1:49.336	29.722	40.872	38.742	249.4	6:47.161
4	1:44.220	27.777	38.705	37.738	251.7	8:31.381
5	1:44.844	28.630	38.545	37.669	233.8	10:16.225
6	1:43.396	27.501	38.587	37.308	250.0	11:59.621
7	8:39.671B	29.612	40.178	7:29.881	250.6	20:39.292

81 JOAN SANTOS ESP
YAMAHA GV STRATOS YAMAHA

1	3:10.407	1:42.908	45.674	41.825	173.9	3:10.407
2	1:54.505	31.342	43.116	40.047	214.7	5:04.912
3	1:50.350	29.734	41.317	39.299	232.8	6:55.262





Supersport NG

ESBK - CTO. ESPAÑA DE VELOCIDAD

ENT. LIBRES 1

Vuelta a vuelta

— Vuelta invalidada

■ Mejor Personal

■ Mejor de la sesión

B Cruzando por el pit lane

Vlt.	Tiempo	Sector 1	Sector 2	Sector 3	V.Max	T. Sesión	Vlt.	Tiempo	Sector 1	Sector 2	Sector 3	V.Max	T. Sesión
4	1:48.316	29.112	40.514	38.690	239.5	8:43.578							
5	1:48.161	28.891	40.424	38.846	240.0	10:31.739							
6	1:48.835	29.426	40.749	38.660	225.9	12:20.574							
7	8:17.555B	28.967	41.451	7:07.137	227.8	20:38.129							

83 JUAN RODRIGUEZ ESP
I+ DENT RACING TEAM

1	2:51.764	1:29.982	42.845	38.937	178.8	2:51.764
2	1:44.370	27.897	39.034	37.439	244.9	4:36.134
3	1:43.134	27.613	38.148	37.373	245.5	6:19.268
4	1:43.357	27.449	38.579	37.329	248.8	8:02.625
5	1:43.213	27.429	38.419	37.365	246.0	9:45.838

90 JASSIM GHANIM AL THANI QAT
VRC TEAM YAMAHA

1	4:58.347	3:35.071	42.989	40.287	169.0	4:58.347
2	1:51.037	29.906	41.715	39.416	238.4	6:49.384
3	1:49.176	29.355	40.568	39.253	234.3	8:38.560
4	1:52.950	33.327	40.482	39.141	232.8	10:31.510
5	1:48.686	29.524	40.373	38.789	234.8	12:20.196
6	1:49.390	29.166	41.262	38.962	234.8	14:09.586
7	1:48.523	29.232	40.309	38.982	233.3	15:58.109
8	1:48.681	29.705	40.017	38.959	233.3	17:46.790
9	1:49.315	29.268	40.891	39.156	233.3	19:36.105

92 NIL ROIG ESP
MOTAP RACING TEAM YAMAHA

1	2:23.941	1:04.916	40.334	38.691	172.0	2:23.941
2	1:45.620	28.157	39.493	37.970	244.9	4:09.561
3	1:45.288	27.953	39.323	38.012	245.5	5:54.849
4	1:44.946	27.696	39.165	38.085	246.0	7:39.795
5	1:46.200	28.486	39.614	38.100	252.9	9:25.995
6	1:45.750	28.278	39.438	38.034	250.6	11:11.745
7	1:45.187	27.876	39.422	37.889	248.8	12:56.932
8	1:44.563	27.725	38.978	37.860	245.5	14:41.495
9	1:44.370	27.694	38.950	37.726	246.0	16:25.865
10	1:44.230	27.692	38.640	37.898	246.0	18:10.095
11	1:44.384	27.724	38.668	37.992	244.3	19:54.479

93 LEUNGO KITLANO GAOREKWE RSA
I+DENT RACING TEAM YAMAHA

1	2:56.078	1:32.296	42.939	40.843	174.8	2:56.078
2	7:39.157B	31.189	43.861	6:24.107	229.3	10:35.235
3	1:55.931	34.162	42.075	39.694	189.1	12:31.166
4	1:48.783	29.335	40.264	39.184	234.3	14:19.949
5	1:48.140	29.061	40.125	38.954	238.9	16:08.089
6	1:47.300	28.600	39.958	38.742	238.9	17:55.389
7	1:49.403	29.926	40.523	38.954	237.4	19:44.792

