

Supersport NG
ESBK - CTO. ESPAÑA DE VELOCIDAD
ENT. LIBRES 2

Vuelta a vuelta

— Vuelta invalidada


■ Mejor Personal

■ Mejor de la sesión

■ Cruzando por el pit lane

Vlt.	Tiempo	Sector 1	Sector 2	Sector 3	V.Max	T. Sesión	Vlt.	Tiempo	Sector 1	Sector 2	Sector 3	V.Max	T. Sesión	
4	ERIC FERNANDEZ	ESP						17	1:44.495	28.151	38.653	37.691	227.4	37:19.485
	TEAM SPEED RACING							18	1:43.713	27.609	38.584	37.520	249.4	39:03.198
1	3:08.910	1:50.633	40.202	38.075	198.5	3:08.910	19	1:51.762	27.459	41.126	43.177	246.0	40:54.960	
2	1:43.345	27.637	38.548	37.160	253.5	4:52.255	9 JAVIER DEL OLMO						ESP	
3	1:43.004	27.276	38.781	36.947	255.9	6:35.259	KAWASAKI PALMETO PL RACING						KAWASAKI	
4	1:42.463	27.120	38.307	37.036	250.0	8:17.722	1	3:01.240	1:39.765	41.096	40.379	161.0	3:01.240	
5	8:44.414	B 27.453	38.474	7:38.487	254.7	17:02.136	2	1:47.463	28.514	40.130	38.819	244.9	4:48.703	
6	2:06.461	49.266	39.937	37.258	158.1	19:08.597	3	1:46.627	28.225	39.649	38.753	243.8	6:35.330	
7	1:41.988	27.384	38.070	36.534	254.1	20:50.585	4	1:49.421	30.656	40.117	38.648	244.3	8:24.751	
8	1:41.927	27.225	37.901	36.801	254.1	22:32.512	5	1:47.777	28.294	39.788	39.695	243.8	10:12.528	
9	1:42.061	27.207	38.145	36.709	253.5	24:14.573	6	1:46.401	28.180	39.615	38.606	241.6	11:58.929	
10	1:48.283	27.323	37.921	43.039	253.5	26:02.856	7	1:46.633	28.135	39.655	38.843	240.0	13:45.562	
11	1:41.917	27.179	37.915	36.823	254.1	27:44.773	8	1:46.494	28.442	39.553	38.499	239.5	15:32.056	
12	3:49.479	B 27.712	41.673	2:40.094	253.5	31:34.252	9	1:46.370	28.269	39.566	38.535	246.0	17:18.426	
13	1:58.952	40.984	40.137	37.831	94.9	33:33.204	10	8:07.411	B 34.194	41.609	6:51.608	241.1	25:25.837	
14	1:43.346	27.707	38.428	37.211	250.6	35:16.550	11	2:04.419	44.048	40.936	39.435	54.3	27:30.256	
15	1:42.783	27.314	38.358	37.111	251.2	36:59.333	12	1:47.383	28.383	39.924	39.076	240.0	29:17.639	
16	1:42.651	27.435	38.093	37.123	251.2	38:41.984	13	1:47.350	28.368	39.655	39.327	242.2	31:04.989	
17	1:42.075	27.272	37.900	36.903	252.9	40:24.059	14	1:48.546	28.507	40.911	39.128	234.3	32:53.535	
7 MANUEL ROCCA							ITA							
ZIVI MOTOR CORSE							YAMAHA							
1	4:16.145	2:57.505	40.053	38.587	108.8	4:16.145	16 ALVARO FUERTES						ESP	
2	1:46.709	29.172	39.275	38.262	248.3	6:02.854	FUERTES TEAM						YAMAHA	
3	4:24.129	B 28.697	39.759	3:15.673	246.0	10:26.983	1	2:21.143	1:00.387	42.447	38.309	193.2	2:21.143	
4	1:57.923	39.700	39.793	38.430	124.3	12:24.906	2	1:46.969	27.809	40.159	39.001	248.3	4:08.112	
5	1:45.770	28.481	39.166	38.123	244.3	14:10.676	3	1:43.493	27.523	38.294	37.676	247.1	5:51.605	
6	4:08.563	B 33.518	45.998	2:49.047	244.3	18:19.239	4	1:43.228	27.496	38.195	37.537	245.5	7:34.833	
7	1:55.339	35.483	41.474	38.382	168.0	20:14.578	5	1:43.356	27.425	38.192	37.739	243.8	9:18.189	
8	1:45.727	28.265	39.276	38.186	245.5	22:00.305	6	20:41.077	B 29.490	42.651	...	243.2	29:59.266	
9	1:50.242	28.217	43.688	38.337	244.3	23:50.547	7	1:59.636	38.207	41.605	39.824	135.2	31:58.902	
10	1:45.132	27.995	39.120	38.017	247.1	25:35.679	8	1:43.970	27.672	38.527	37.771	242.2	33:42.872	
11	1:57.662	28.261	45.195	44.206	243.8	27:33.341	9	1:43.942	27.636	38.400	37.906	241.1	35:26.814	
12	1:45.351	28.073	39.265	38.013	244.9	29:18.692	10	1:43.744	27.599	38.255	37.890	244.3	37:10.558	
13	1:45.791	27.948	39.430	38.413	246.0	31:04.483	11	1:46.503	27.571	39.624	39.308	244.3	38:57.061	
14	1:54.421	28.142	44.241	42.038	243.2	32:58.904	12	1:47.410	27.581	41.558	38.271	242.7	40:44.471	
15	1:45.361	28.040	39.204	38.117	242.7	34:44.265	17 RUBEN ROMERO						ESP	
8 ABDULLA NAIFF AL-QUBAIS							ILUSION RACING							YAMAHA
ANDOTRANS TEAM TORRENTÓ														
1	3:35.184	2:16.983	39.577	38.624	168.5	3:35.184	1	2:24.600	1:05.619	40.416	38.565	185.2	2:24.600	
2	1:45.850	28.215	39.369	38.266	242.7	5:21.034	2	1:46.620	28.881	39.347	38.392	231.3	4:11.220	
3	1:45.371	28.066	39.070	38.235	244.3	7:06.405	3	1:44.628	27.949	38.829	37.850	247.7	5:55.848	
4	1:45.416	28.120	39.234	38.062	244.3	8:51.821	4	1:44.414	27.876	38.708	37.830	248.8	7:40.262	
5	1:44.942	28.013	38.814	38.115	243.8	10:36.763	5	1:50.242	27.799	38.610	43.833	247.1	9:30.504	
6	1:45.375	28.266	39.005	38.104	244.9	12:22.138	6	1:44.515	27.905	38.961	37.649	243.8	11:15.019	
7	7:20.963	B 28.377	40.948	6:11.638	244.9	19:43.101	7	1:43.910	27.815	38.647	37.448	248.3	12:58.929	
8	1:52.196	34.493	39.193	38.510	130.3	21:35.297	8	12:30.719	B 33.573	41.155	...	248.3	25:29.648	
9	1:44.495	27.871	38.871	37.753	243.2	23:19.792	9	2:03.303	39.430	39.634	44.239	108.2	27:32.951	
10	1:44.392	27.900	38.813	37.679	246.6	25:04.184	10	1:45.331	27.748	39.091	38.492	245.5	29:18.282	
11	1:43.853	27.717	38.592	37.544	247.7	26:48.037	11	1:46.729	27.992	40.366	38.371	243.8	31:05.011	
12	1:44.886	27.643	38.793	38.450	243.8	28:32.923	18 CESAR PARRILLA						ESP	
13	1:45.427	27.785	38.412	39.230	244.3	30:18.350	FAU55 RACING - FAMILY CASH						YAMAHA	
14	1:49.420	32.141	38.814	38.465	225.5	32:07.770	1	2:20.396	1:01.451	39.925	39.020	184.3	2:20.396	
15	1:43.629	27.677	38.518	37.434	245.5	33:51.399								
16	1:43.591	27.522	38.465	37.604	248.8	35:34.990								





Supersport NG

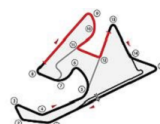
ESBK - CTO. ESPAÑA DE VELOCIDAD


ENT. LIBRES 2

Vuelta a vuelta

— Vuelta invalidada ■ Mejor Personal ■ Mejor de la sesión B Cruzando por el pit lane

Vlt.	Tiempo	Sector 1	Sector 2	Sector 3	V.Max	T. Sesión	Vlt.	Tiempo	Sector 1	Sector 2	Sector 3	V.Max	T. Sesión
19 JOAN DIAZ ESP I+DENT RACING TEAM													
2	1:46.083	28.711	39.256	38.116	241.1	4:06.479	8	1:43.080	27.673	38.042	37.365	254.1	15:19.692
3	1:46.408	28.272	40.209	37.927	244.9	5:52.887	9	9:17.058B	30.154	39.349	8:07.555	252.3	24:36.750
4	1:44.592	28.128	38.752	37.712	242.7	7:37.479	10	1:55.978	36.344	39.878	39.756	168.0	26:32.728
5	1:44.408	27.916	38.654	37.838	244.3	9:21.887	11	1:42.847	27.638	38.054	37.155	250.0	28:15.575
6	1:53.962	28.180	44.730	41.052	242.7	11:15.849	12	1:42.394	27.524	37.876	36.994	252.3	29:57.969
7	1:44.503	28.223	38.572	37.708	242.7	13:00.352	13	1:42.865	27.453	37.969	37.443	251.2	31:40.834
8	10:53.849B	28.094	43.756	9:41.999	246.0	23:54.201	14	1:42.578	27.453	38.110	37.015	251.2	33:23.412
9	1:52.537	34.958	39.151	38.428	155.2	25:46.738	15	1:42.564	27.531	37.910	37.123	250.6	35:05.976
10	1:45.153	28.121	38.941	38.091	244.3	27:31.891							
11	1:45.022	27.881	38.981	38.160	245.5	29:16.913							
12	1:44.503	27.960	38.663	37.880	243.8	31:01.416							
13	1:54.314	30.279	44.004	40.031	244.3	32:55.730							
14	1:44.794	27.922	38.860	38.012	242.7	34:40.524							
26 FRANCISCO JAVIER RUIZ ESP MDR COMPETICION YAMAHA													
1	3:01.135	1:40.148	40.940	40.047	189.8	3:01.135							
2	1:45.772	28.288	39.084	38.400	251.2	4:46.907							
3	1:45.240	28.264	38.803	38.173	251.2	6:32.147							
4	1:44.910	28.034	38.890	37.986	250.6	8:17.057							
5	1:45.694	28.235	39.174	38.285	251.7	10:02.751							
6	1:44.853	27.919	38.941	37.993	244.9	11:47.604							
7	6:21.342B	32.567	42.133	5:06.642	246.6	18:08.946							
8	1:49.978	32.595	39.202	38.181	193.2	19:58.924							
9	1:44.666	27.989	38.742	37.935	252.9	21:43.590							
10	1:47.065	27.925	40.996	38.144	251.2	23:30.655							
11	1:45.370	27.791	39.242	38.337	252.3	25:16.025							
12	7:31.535B	28.066	43.904	6:19.565	251.2	32:47.560							
13	1:59.406	41.189	39.743	38.474	97.5	34:46.966							
14	1:46.629	28.268	39.682	38.679	242.2	36:33.595							
27 BENEDETTO RASA ITA YAMAHA GV STRATOS YAMAHA													
1	3:25.789	2:05.099	40.763	39.927	155.6	3:25.789							
2	1:48.354	28.723	40.529	39.102	247.7	5:14.143							
3	1:47.436	28.478	40.380	38.578	250.0	7:01.579							
4	1:47.101	28.417	39.643	39.041	250.6	8:48.680							
5	1:47.153	28.644	40.056	38.453	250.0	10:35.833							
6	9:29.051B	31.978	40.319	8:16.754	250.0	20:04.884							
7	1:56.230	35.907	40.874	39.449	168.2	22:01.114							
8	1:47.053	28.482	39.861	38.710	247.1	23:48.167							
9	1:47.128	28.214	39.925	38.989	249.4	25:35.295							
10	1:47.141	28.433	40.015	38.693	248.8	27:22.436							
11	6:52.578B	28.554	55.970	5:28.054	251.2	34:15.014							
12	1:55.523	34.412	41.407	39.704	185.6	36:10.537							
13	1:46.561	28.415	39.471	38.675	250.6	37:57.098							
14	1:46.165	28.116	39.387	38.662	244.9	39:43.263							
15	1:46.329	28.320	39.498	38.511	247.7	41:29.592							
34 HARRY KHOURI AUS ANDOTRANS TEAM TORRENTÓ YAMAHA													
1	3:19.524	1:57.209	40.744	41.571	180.6	3:19.524							
2	1:45.422	28.002	39.184	38.236	247.7	5:04.946							
3	1:44.653	27.713	38.944	37.996	244.9	6:49.599							
4	1:44.625	27.669	38.747	38.209	246.0	8:34.224							
5	1:44.459	27.727	38.656	38.076	243.8	10:18.683							
6	7:39.746B	28.655	39.536	6:31.555	244.3	17:58.429							
7	1:53.294	36.279	39.059	37.956	105.3	19:51.723							
8	1:44.425	27.714	38.712	37.999	245.5	21:36.148							
9	1:43.939	27.399	38.719	37.821	245.5	23:20.087							
10	1:46.199	27.856	38.709	39.634	246.6	25:06.286							
11	1:44.595	27.615	38.625	38.355	245.5	26:50.881							
25 ANDY VERDOIA FRA ARCO YAMAHA MOTOR UNIVERSIT YAMAHA													
1	3:16.998	1:56.907	42.076	38.015	184.3	3:16.998							
2	1:43.741	27.652	38.586	37.503	253.5	5:00.739							
3	1:43.368	27.702	38.328	37.338	253.5	6:44.107							
4	1:43.109	27.635	38.216	37.258	249.4	8:27.216							
5	1:43.489	27.618	38.334	37.537	249.4	10:10.705							
6	1:42.873	27.609	38.090	37.174	252.9	11:53.578							
7	1:43.034	27.562	38.154	37.318	251.7	13:36.612							






Supersport NG
ESBK - CTO. ESPAÑA DE VELOCIDAD
ENT. LIBRES 2

Vuelta a vuelta

— Vuelta invalidada							■ Mejor Personal		■ Mejor de la sesión		■ B Cruzando por el pit lane			
Vlt.	Tiempo	Sector 1	Sector 2	Sector 3	V.Max	T. Sesión	Vlt.	Tiempo	Sector 1	Sector 2	Sector 3	V.Max	T. Sesión	
12	1:43.623	27.443	38.537	37.643	243.2	28:34.504	8	1:46.654	28.679	39.574	38.401	247.1	17:59.006	
13	1:44.085	27.594	38.753	37.738	244.9	30:18.589	9	1:45.767	28.337	39.271	38.159	247.1	19:44.773	
14	1:48.310	31.277	39.082	37.951	242.7	32:06.899	10	1:46.849	28.474	39.800	38.575	247.1	21:31.622	
15	1:44.132	27.626	38.789	37.717	242.2	33:51.031	11	1:46.345	28.523	39.561	38.261	246.6	23:17.967	
16	1:43.986	27.460	38.555	37.971	242.7	35:35.017	12	1:46.756	28.704	39.433	38.619	248.3	25:04.723	
17	1:44.892	27.708	38.515	38.669	241.6	37:19.909	13	1:46.313	28.299	39.148	38.866	248.3	26:51.036	
18	1:48.918	28.074	42.779	38.065	246.0	39:08.827	14	1:45.554	28.143	39.124	38.287	237.4	28:36.590	
19	1:44.150	27.642	38.807	37.701	243.8	40:52.977	15	6:24.271 B	35.100	40.643	5:08.528	246.6	35:00.861	
37	MAURO GONZALEZ ESP						53	CHARLY MALTERRE FRA						
	TEAM SPEED RACING							ILUSION RACING						YAMAHA
1	6:07.137 B	1:48.151	45.348	3:33.638	193.2	6:07.137	1	2:26.243	1:05.183	41.598	39.462	191.8	2:26.243	
2	1:52.567	34.109	39.642	38.816	188.5	7:59.704	2	1:51.401	31.602	40.469	39.330	242.2	4:17.644	
3	1:47.881	30.998	39.227	37.656	252.9	9:47.585	3	1:48.990	29.048	40.910	39.032	242.2	6:06.634	
4	1:43.939	27.574	38.768	37.597	251.7	11:31.524	4	1:48.495	29.042	40.464	38.989	240.0	7:55.129	
5	1:43.248	27.585	38.559	37.104	248.8	13:14.772	5	1:48.646	29.123	40.595	38.928	239.5	9:43.775	
6	1:43.241	27.714	38.427	37.100	250.6	14:58.013	6	1:47.916	28.924	40.332	38.660	241.1	11:31.691	
7	7:21.204 B	30.359	40.439	6:10.406	250.6	22:19.217	7	1:49.169	28.987	40.056	40.126	242.2	13:20.860	
8	1:53.632	34.039	42.204	37.389	194.2	24:12.849	8	1:48.768	29.148	40.878	38.742	240.5	15:09.628	
9	1:48.621	27.370	37.749	43.502	254.1	26:01.470	9	2:02.325	36.886	45.901	39.538	243.2	17:11.953	
10	1:42.137	27.233	37.965	36.939	252.3	27:43.607	10	6:10.234 B	33.624	41.248	4:55.362	242.7	23:22.187	
11	4:52.112 B	29.037	40.300	3:42.775	252.9	32:35.719	11	1:54.508	35.095	40.469	38.944	190.5	25:16.695	
12	1:57.714	39.297	39.986	38.431	154.5	34:33.433	12	1:47.079	28.592	39.774	38.713	245.5	27:03.774	
13	1:42.460	27.498	37.944	37.018	249.4	36:15.893	13	1:48.019	29.142	40.087	38.790	242.7	28:51.793	
14	1:50.779	33.487	39.846	37.446	251.7	38:06.672	14	1:47.403	28.855	39.958	38.590	241.1	30:39.196	
15	1:42.434	27.459	37.879	37.096	248.8	39:49.106	15	1:58.479	31.861	46.496	40.122	237.4	32:37.675	
16	1:53.113	31.627	43.791	37.695	244.9	41:42.219	16	1:47.402	28.962	39.975	38.465	240.0	34:25.077	
43	SIMON JESPERSEN DNK						54	JESUS RIOS ESP						
	YAMAHA TEAM SCANDINAVIA							MRE TALENT						
1	4:21.856	3:04.570	39.839	37.447	94.1	4:21.856	1	4:15.652	2:57.256	40.038	38.358	123.0	4:15.652	
2	1:43.095	27.490	38.460	37.145	255.3	6:04.951	2	1:45.003	28.003	38.968	38.032	249.4	6:00.655	
3	1:42.067	27.230	37.999	36.838	254.7	7:47.018	3	1:44.408	27.777	38.964	37.667	248.8	7:45.063	
4	1:42.025	27.042	38.018	36.965	254.7	9:29.043	4	1:44.323	27.839	38.659	37.825	247.7	9:29.386	
5	7:03.479 B	27.234	37.952	5:58.293	253.5	16:32.522	5	1:44.492	27.824	38.778	37.890	247.7	11:13.878	
6	1:50.321	34.258	38.882	37.181	180.0	18:22.843	6	1:45.277	27.805	38.624	38.848	247.7	12:59.155	
7	1:42.276	27.224	38.196	36.856	257.8	20:05.119	7	6:54.073 B	28.916	40.157	5:45.000	240.5	19:53.228	
8	1:41.923	27.106	37.922	36.895	259.0	21:47.042	8	1:52.191	35.607	38.976	37.608	119.9	21:45.419	
9	1:41.767	27.220	37.845	36.702	259.6	23:28.809	9	1:43.293	27.624	38.411	37.258	250.6	23:28.712	
10	1:41.332	26.958	37.632	36.742	254.1	25:10.141	10	1:42.784	27.406	38.171	37.207	251.7	25:11.496	
11	1:41.473	27.050	37.828	36.595	254.7	26:51.614	11	1:42.928	27.219	38.226	37.483	250.6	26:54.424	
12	1:43.191	27.675	38.620	36.896	259.6	28:34.805	12	1:43.320	27.574	38.422	37.324	246.0	28:37.744	
13	5:04.765 B	32.889	39.457	3:52.419	237.9	33:39.570	13	1:46.645	29.585	39.296	37.764	249.4	30:24.389	
14	1:48.765	33.298	38.305	37.162	189.8	35:28.335	14	1:44.642	27.816	38.982	37.844	248.8	32:09.031	
15	1:42.785	27.166	37.828	37.791	252.9	37:11.120	15	1:43.142	27.513	38.397	37.232	248.8	33:52.173	
16	1:45.351	28.243	38.441	38.667	226.9	38:56.471	16	1:43.021	27.501	38.159	37.361	248.8	35:35.194	
17	1:50.736	30.196	43.224	37.316	248.8	40:47.207	17	1:43.957	27.751	38.606	37.600	245.5	37:19.151	
52	GUILLEM ERILL ESP						57	DANIEL MUÑOZ ESP						
	DEZA-BOX 77 RACING TEAM							SP57 RACING TEAM						YAMAHA
1	3:02.005	1:38.408	41.388	42.209	172.0	3:02.005	1	2:20.882	1:00.014	42.593	38.275	196.0	2:20.882	
2	1:48.196	28.864	40.459	38.873	248.3	4:50.201								
3	1:47.077	28.630	39.967	38.480	247.7	6:37.278								
4	1:46.643	28.509	39.621	38.513	250.0	8:23.921								
5	4:06.203 B	28.595	41.361	2:56.247	245.5	12:30.124								
6	1:55.017	35.632	40.436	38.949	175.6	14:25.141								
7	1:47.211	28.788	39.921	38.502	246.0	16:12.352								





Supersport NG
ESBK - CTO. ESPAÑA DE VELOCIDAD
ENT. LIBRES 2

Vuelta a vuelta

— Vuelta invalidada ■ Mejor Personal ■ Mejor de la sesión B Cruzando por el pit lane

Vlt.	Tiempo	Sector 1	Sector 2	Sector 3	V.Max	T. Sesión
2	1:46.775	27.709	41.231	37.835	252.9	4:07.657
3	1:43.343	27.276	38.646	37.421	252.9	5:51.000
4	1:42.964	27.169	38.444	37.351	251.7	7:33.964
5	1:42.741	27.069	38.360	37.312	252.9	9:16.705
6	1:43.059	27.189	38.533	37.337	250.6	10:59.764
7	7:10.038B	29.043	39.112	6:01.883	248.8	18:09.802
8	1:47.956	32.130	38.564	37.262	202.6	19:57.758
9	1:42.392	27.121	38.045	37.226	250.6	21:40.150
10	1:42.105	27.010	38.098	36.997	251.7	23:22.255
11	1:42.706	27.086	38.373	37.247	250.0	25:04.961
12	1:44.576	27.895	38.527	38.154	245.5	26:49.537
13	1:42.582	27.077	38.280	37.225	249.4	28:32.119
14	1:43.144	27.523	38.320	37.301	248.8	30:15.263
15	1:43.203	27.258	38.586	37.359	248.8	31:58.466
16	1:42.533	27.166	38.219	37.148	247.1	33:40.999
17	1:43.142	27.095	38.298	37.749	248.3	35:24.141
18	1:47.391	31.877	38.195	37.319	244.9	37:11.532
19	1:51.163	27.184	44.999	38.980	247.1	39:02.695
20	1:42.695	27.244	38.202	37.249	248.3	40:45.390

67 CARLOS VALLE ESP
GV RACING

1	3:33.237	2:16.847	39.022	37.368	167.4	3:33.237
2	1:42.406	27.038	38.334	37.034	256.5	5:15.643
3	1:45.205	28.681	38.796	37.728	259.0	7:00.848
4	10:16.078B	26.924	38.497	9:10.657	254.7	17:16.926
5	1:48.310	32.613	38.484	37.213	193.5	19:05.236
6	1:41.930	27.158	37.936	36.836	255.3	20:47.166
7	1:41.979	26.879	38.236	36.864	252.3	22:29.145
8	6:28.754B	27.176	38.194	5:23.384	254.1	28:57.899
9	1:48.306	32.320	38.880	37.106	197.8	30:46.205
10	1:41.927	26.854	37.878	37.195	254.1	32:28.132
11	1:41.834	26.851	37.859	37.124	251.2	34:09.966
12	1:48.420			37.699	251.7	35:58.386
13	1:42.745	27.140	38.004	37.601	251.7	37:41.131
14	1:45.338	27.132	40.887	37.319	254.7	39:26.469
15	1:42.510	27.165	38.190	37.155	252.9	41:08.979

72 YERAY RUIZ ESP
MDR COMPETICION YAMAHA

1	2:59.618	1:40.366	40.494	38.758	202.6	2:59.618
2	1:44.368	27.573	38.863	37.932	252.9	4:43.986
3	1:43.745	27.662	38.492	37.591	249.4	6:27.731
4	1:44.042	27.933	38.523	37.586	251.7	8:11.773
5	6:19.286B	30.515	48.353	5:00.418	251.2	14:31.059
6	1:49.865	33.055	38.930	37.880	199.3	16:20.924
7	1:43.676	27.597	38.526	37.553	250.0	18:04.600
8	1:43.381	27.537	38.435	37.409	250.0	19:47.981
9	1:52.521	27.640	41.972	42.909	251.2	21:40.502
10	1:43.226	27.456	38.506	37.264	251.2	23:23.728
11	1:47.151	27.631	40.523	38.997	250.6	25:10.879
12	1:43.400	27.381	38.514	37.505	250.6	26:54.279
13	5:55.942B	28.462	39.041	4:48.439	248.8	32:50.221
14	1:52.523	35.887	39.024	37.612	126.8	34:42.744
15	1:45.699	27.690	38.603	39.406	247.7	36:28.443
16	1:43.622	27.668	38.612	37.342	244.3	38:12.065
17	1:44.043	27.558	38.688	37.797	246.6	39:56.108

76 JULIAN GIRAL ESP
LA SCUDERIA- DUCATI CORSE

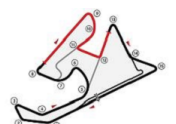
1	2:44.387	1:27.041	39.618	37.728	182.4	2:44.387
2	1:43.064	27.447	38.409	37.208	253.5	4:27.451
3	1:42.588	27.305	38.128	37.155	255.9	6:10.039
4	4:07.399B	30.859	39.514	2:57.026	253.5	10:17.438
5	1:52.596	34.104	40.573	37.919	180.3	12:10.034
6	1:41.961	27.135	37.789	37.037	251.2	13:51.995
7	1:41.591	27.034	37.704	36.853	254.7	15:33.586
8	1:42.459	27.189	38.257	37.013	256.5	17:16.045
9	1:48.939	27.458	43.723	37.758	256.5	19:04.984
10	1:42.750	27.277	38.573	36.900	254.1	20:47.734
11	1:42.017	27.126	38.097	36.794	257.8	22:29.751
12	1:42.242	27.128	38.170	36.944	259.6	24:11.993
13	4:22.053B	30.805	39.110	3:12.138	248.8	28:34.046
14	1:54.249	36.953	39.756	37.540	175.6	30:28.295
15	1:43.278	27.191	37.818	38.269	252.9	32:11.573
16	1:41.723	27.157	37.798	36.768	252.9	33:53.296
17	1:42.087	27.116	37.817	37.154	255.9	35:35.383


81 JOAN SANTOS ESP
YAMAHA GV STRATOS YAMAHA

1	3:29.250	2:07.828	41.492	39.930	190.8	3:29.250
2	1:46.478	28.639	39.519	38.320	241.1	5:15.728
3	1:46.407	28.504	39.609	38.294	242.2	7:02.135
4	1:46.249	28.192	39.481	38.576	248.3	8:48.384
5	1:45.861	28.331	39.376	38.154	241.1	10:34.245
6	9:36.441B	28.687	39.656	8:28.098	237.9	20:10.686
7	1:53.167	35.392	39.593	38.182	183.4	22:03.853
8	1:45.124	28.270	38.848	38.006	243.8	23:48.977
9	1:44.779	28.077	38.835	37.867	247.7	25:33.756
10	1:44.913	28.088	39.077	37.748	244.9	27:18.669
11	1:45.444	28.298	39.154	37.992	243.8	29:04.113
12	1:45.608	28.323	39.247	38.038	239.5	30:49.721
13	5:29.161B	28.606	40.010	4:20.545	241.6	36:18.882
14	1:51.543	33.182	39.792	38.569	191.8	38:10.425
15	1:45.315	28.422	38.886	38.007	241.1	39:55.740
16	1:45.330	28.564	38.971	37.795	243.8	41:41.070

83 JUAN RODRIGUEZ ESP
I+ DENT RACING TEAM

1	2:54.856	1:37.543	39.474	37.839	193.5	2:54.856
2	1:42.971	27.555	38.282	37.134	247.7	4:37.827
3	1:42.376	27.379	38.045	36.952	248.8	6:20.203
4	1:42.299	27.388	37.950	36.961	248.8	8:02.502
5	5:37.779B	27.672	39.381	4:30.726	250.6	13:40.281
6	1:51.715	35.214	38.789	37.712	143.4	15:31.996
7	1:42.697	27.414	38.249	37.034	247.1	17:14.693
8	8:13.456B	29.263	39.899	7:04.294	247.7	25:28.149
9	1:56.616	40.033	38.520	38.063	52.1	27:24.765
10	1:42.248	27.308	38.007	36.933	247.7	29:07.013
11	1:42.361	27.232	38.148	36.981	248.3	30:49.374
12	3:49.350B	27.491	39.162	2:42.697	247.7	34:38.724





Supersport NG

ESBK - CTO. ESPAÑA DE VELOCIDAD

ENT. LIBRES 2

Vuelta a vuelta

— Vuelta invalidada

■ Mejor Personal

■ Mejor de la sesión

B Cruzando por el pit lane

Vlt.	Tiempo	Sector 1	Sector 2	Sector 3	V.Max	T. Sesión	Vlt.	Tiempo	Sector 1	Sector 2	Sector 3	V.Max	T. Sesión
90	JASSIM GHANIM AL THANI QAT						15	1:52.860	28.185	39.170	45.505	236.8	33:34.946
	VRC TEAM YAMAHA						16	1:46.141	28.396	39.266	38.479	239.5	35:21.087
							17	1:53.130	28.388	39.200	45.542	237.4	37:14.217
1	2:31.365	1:10.013	41.484	39.868	186.2	2:31.365							
2	1:48.987	29.315	40.321	39.351	235.8	4:20.352							
3	1:48.349	28.967	40.193	39.189	235.3	6:08.701							
4	1:47.917	28.859	39.967	39.091	235.8	7:56.618							
5	1:47.643	28.737	40.030	38.876	236.3	9:44.261							
6	1:48.177	28.878	40.151	39.148	237.4	11:32.438							
7	1:47.468	28.797	39.772	38.899	233.3	13:19.906							
8	7:45.758 B	29.737	44.702	6:31.319	235.8	21:05.664							
9	1:58.196	37.793	41.112	39.291	169.3	23:03.860							
10	1:48.284	29.213	40.205	38.866	235.3	24:52.144							
11	1:47.710	28.910	40.059	38.741	233.3	26:39.854							
12	1:48.022	28.823	39.906	39.293	234.3	28:27.876							
13	2:02.980	41.332	40.803	40.845	232.8	30:30.856							
14	3:25.585 B	40.058	41.040	2:04.487	233.3	33:56.441							
15	2:04.943	41.055	44.465	39.423	153.6	36:01.384							
16	1:50.058	29.325	40.679	40.054	232.8	37:51.442							
92	NIL ROIG ESP												
	MOTAP RACING TEAM YAMAHA												
1	2:56.993	1:37.727	39.788	39.478	177.6	2:56.993							
2	1:44.955	27.688	39.435	37.832	247.7	4:41.948							
3	1:44.607	27.662	38.948	37.997	249.4	6:26.555							
4	1:44.396	27.695	38.882	37.819	249.4	8:10.951							
5	1:44.359	27.542	38.947	37.870	248.3	9:55.310							
6	1:45.788	27.671	39.059	39.058	244.9	11:41.098							
7	1:43.914	27.516	38.774	37.624	247.7	13:25.012							
8	8:36.985 B	27.588	38.812	7:30.585	250.6	22:01.997							
9	2:08.525	40.867	48.340	39.318	148.6	24:10.522							
10	2:06.565 B	32.669	39.308	54.588	245.5	26:17.087							
11	1:51.565	35.230	38.663	37.672	125.3	28:08.652							
12	1:43.575	27.483	38.545	37.547	246.0	29:52.227							
13	1:43.533	27.564	38.414	37.555	247.1	31:35.760							
14	1:43.674	27.498	38.679	37.497	245.5	33:19.434							
15	1:43.603	27.498	38.506	37.599	243.8	35:03.037							
16	1:43.726	27.430	38.710	37.586	242.7	36:46.763							
17	1:43.896	27.521	38.844	37.531	243.8	38:30.659							
18	1:46.159	27.695	39.523	38.941	244.3	40:16.818							
93	LEUNGO KITLANO GAOREKWE ZAF												
	I+DENT RACING TEAM YAMAHA												
1	3:19.225	1:57.113	42.787	39.325	175.0	3:19.225							
2	1:47.913	28.943	40.004	38.966	241.6	5:07.138							
3	1:46.349	28.539	39.342	38.468	242.2	6:53.487							
4	1:46.505	28.447	39.554	38.504	240.0	8:39.992							
5	1:46.912	28.489	39.760	38.663	241.1	10:26.904							
6	1:50.059	30.209	41.404	38.446	240.5	12:16.963							
7	1:46.597	28.641	39.527	38.429	240.5	14:03.560							
8	6:44.525 B	28.550	39.412	5:36.563	241.6	20:48.085							
9	1:56.554	35.018	39.716	41.820	176.8	22:44.639							
10	1:47.441	28.500	39.081	39.860	242.2	24:32.080							
11	1:45.931	28.483	39.253	38.195	239.5	26:18.011							
12	1:45.861	28.371	39.425	38.065	241.6	28:03.872							
13	1:51.885	28.512	44.632	38.741	240.0	29:55.757							
14	1:46.329	28.481	39.516	38.332	237.9	31:42.086							

