

Supersport NG
ESBK - CTO. ESPAÑA DE VELOCIDAD
ENT. CRONOMETRADO

Revised

Vuelta a vuelta

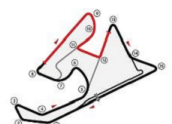
— Vuelta invalidada


■ Mejor Personal

■ Mejor de la sesión

■ Cruzando por el pit lane

Vlt.	Tiempo	Sector 1	Sector 2	Sector 3	V.Max	T. Sesión	Vlt.	Tiempo	Sector 1	Sector 2	Sector 3	V.Max	T. Sesión
4	ERIC FERNANDEZ					ESP	5	6:19.332 B	28.517	39.704	5:11.111	244.3	14:13.835
	TEAM SPEED RACING						6	2:02.596	43.160	40.479	38.957	146.1	16:16.431
1	2:43.144	1:25.340	39.941	37.863	139.2	2:43.144	7	1:47.237	28.410	40.189	38.638	245.5	18:03.668
2	1:42.972	27.446	38.370	37.156	252.9	4:26.116	8	1:45.787	28.004	39.185	38.598	242.7	19:49.455
3	1:43.025	27.253	38.295	37.477	255.9	6:09.141	9	1:45.643	28.028	39.329	38.286	243.2	21:35.098
4	1:42.557	27.223	38.446	36.888	257.8	7:51.698	10	1:45.702	28.137	39.217	38.348	241.6	23:20.800
5	1:42.891	27.366	38.367	37.158	257.8	9:34.589	11	1:45.720	27.921	39.265	38.534	242.7	25:06.520
6	7:02.184 B	31.038	41.426	5:49.720	244.3	16:36.773	12	1:45.409	27.988	39.200	38.221	245.5	26:51.929
7	1:53.099	36.823	39.144	37.132	130.6	18:29.872	13	1:45.060	28.171	38.901	37.988	243.8	28:36.989
8	1:41.177	27.000	37.718	36.459	259.0	20:11.049	14	1:59.630	41.112	40.145	38.373	242.2	30:36.619
9	1:40.934	26.821	37.600	36.513	255.9	21:51.983							
10	1:41.567	26.986	37.824	36.757	258.4	23:33.550							
11	1:41.523	27.021	37.773	36.729	255.9	25:15.073							
12	1:46.005	30.477	38.335	37.193	257.8	27:01.078							
13	1:41.316	26.939	37.836	36.541	255.9	28:42.394							
14	1:45.975	29.335	39.217	37.423	236.3	30:28.369							
7	MANUEL ROCCA					ITA	16	ALVARO FUERTES					ESP
	ZIVI MOTOR CORSE					YAMAHA		FUERTES TEAM					YAMAHA
1	3:05.624	1:44.921	40.935	39.768	172.8	3:05.624	1	1:59.279	42.485	38.712	38.082	201.9	1:59.279
2	1:46.821	28.842	39.503	38.476	244.9	4:52.445	2	1:42.976	27.422	38.035	37.519	244.9	3:42.255
3	1:45.755	28.285	39.295	38.175	243.2	6:38.200	3	1:43.114	27.483	38.048	37.583	246.6	5:25.369
4	1:45.224	28.137	39.037	38.050	244.3	8:23.424	4	1:44.109	28.182	38.213	37.714	241.6	7:09.478
5	5:02.481 B	32.315	42.003	3:48.163	246.6	13:25.905	5	5:44.275 B	28.122	41.529	4:34.624	243.2	12:53.753
6	2:18.962 B	37.204	43.171	58.587	153.8	15:44.867	6	1:53.807	32.834	39.485	41.488	185.6	14:47.560
7	2:01.598	35.929	45.106	40.563	148.4	17:46.465	7	1:43.337	27.387	38.248	37.702	243.2	16:30.897
8	1:49.413	31.058	40.292	38.063	246.6	19:35.878	8	1:42.986	27.329	38.146	37.511	244.9	18:13.883
9	1:44.268	27.854	38.710	37.704	245.5	21:20.146	9	1:42.996	27.290	38.074	37.632	243.8	19:56.879
10	1:43.891	27.812	38.577	37.502	245.5	23:04.037	10	1:43.222	27.407	38.010	37.805	244.3	21:40.101
11	1:52.521	30.961	43.771	37.789	247.1	24:56.558	11	1:43.020	27.188	38.160	37.672	244.3	23:23.121
12	1:43.610	27.792	38.452	37.366	248.8	26:40.168	12	1:43.848	27.280	38.361	38.207	245.5	25:06.969
13	1:48.401	27.785	38.629	41.987	245.5	28:28.569							
14	1:49.888	30.887	40.724	38.277	246.6	30:18.457							
8	ABDULLA NAIEF AL-QUBAISI					QAT	17	RUBEN ROMERO					ESP
	ANDOTRANS TEAM TORRENTÓ					YAMAHA		ILUSION RACING					YAMAHA
1	2:37.255	1:18.807	40.077	38.371	171.7	2:37.255	1	2:11.993	53.506	40.037	38.450	193.5	2:11.993
2	1:44.921	27.933	38.935	38.053	245.5	4:22.176	2	1:43.597	27.789	38.276	37.532	255.3	3:55.590
3	1:44.729	27.859	39.022	37.848	248.8	6:06.905	3	1:51.009	27.661	45.256	38.092	252.3	5:46.599
4	1:44.612	27.718	39.173	37.721	245.5	7:51.517	4	4:20.845 B	31.778	39.051	3:10.016	249.4	10:07.444
5	1:44.559	27.893	38.836	37.830	245.5	9:36.076	5	1:51.767	35.087	38.921	37.759	167.7	11:59.211
6	1:44.516	27.767	38.957	37.792	247.1	11:20.592	6	1:43.140	27.588	38.205	37.347	256.5	13:42.351
7	8:20.076 B	29.181	40.572	7:10.323	248.8	19:40.668	7	7:12.280 B	27.485			254.7	20:54.631
8	1:56.945	33.611	41.645	41.689	127.2	21:37.613	8	1:55.028	36.351	40.299	38.378	176.2	22:49.659
9	1:43.594	27.507	38.475	37.612	248.3	23:21.207	9	1:46.551	27.919	40.568	38.064	252.3	24:36.210
10	1:44.275	27.678	38.713	37.884	247.7	25:05.482	10	1:43.515	27.654	38.428	37.433	252.3	26:19.725
11	1:44.078	27.692	38.579	37.807	251.2	26:49.560	11	2:55.096 B	28.221	43.884	1:42.991	254.7	29:14.821
12	1:48.306	30.551	39.664	38.091	249.4	28:37.866	12	2:03.201	37.635	42.137	43.429	144.4	31:18.022
13	1:44.840	27.743	38.756	38.341	245.5	30:22.706							
9	JAVIER DEL OLMO					ESP	18	CESAR PARRILLA					ESP
	KAWASAKI PALMETO PL RACING					KAWASAKI		FAU55 RACING - FAMILY CASH					YAMAHA
1	2:31.703	1:11.300	41.052	39.351	157.4	2:31.703	1	1:59.491	39.671	40.982	38.838	156.7	1:59.491
2	1:48.066	29.137	40.174	38.755	243.2	4:19.769	2	7:26.672 B	28.237	38.737	6:19.698	233.3	9:26.163
3	1:47.693	29.051	39.592	39.050	242.7	6:07.462	3	1:51.383	34.047	39.131	38.205	135.5	11:17.546
4	1:47.041	28.451	39.571	39.019	244.9	7:54.503	4	1:44.504	28.402	38.452	37.650	235.8	13:02.050
							5	1:43.780	27.905	38.125	37.750	239.5	14:45.830
							6	1:43.874	27.927	38.128	37.819	241.6	16:29.704
							7	1:43.612	27.926	38.272	37.414	242.7	18:13.316
							8	1:44.139	27.693	38.564	37.882	243.2	19:57.455
							9	1:43.495	27.657	38.094	37.744	242.2	21:40.950
							10	1:43.364	27.621	38.317	37.426	247.7	23:24.314
							11	1:43.148	27.623	38.094	37.431	246.6	25:07.462
19	JOAN DIAZ					ESP	19	JOAN DIAZ					ESP
	I+DENT RACING TEAM							I+DENT RACING TEAM					





Supersport NG
ESBK - CTO. ESPAÑA DE VELOCIDAD
ENT. CRONOMETRADO


Revised

Vuelta a vuelta

— Vuelta invalidada ■ Mejor Personal ■ Mejor de la sesión B Cruzando por el pit lane

Vlt.	Tiempo	Sector 1	Sector 2	Sector 3	V.Max	T. Sesión	Vlt.	Tiempo	Sector 1	Sector 2	Sector 3	V.Max	T. Sesión	
21 DEMIS MIHAILA ITA MOTOXRACING TEAM YAMAHA														
1	2:34.570	1:15.903	39.805	38.862	185.6	2:34.570	10	1:43.741	27.757	38.263	37.721	248.3	22:37.879	
2	1:42.411	27.177	38.034	37.200	254.1	4:16.981	11	1:43.815	27.680	38.391	37.744	246.6	24:21.694	
3	1:47.510	27.919	39.901	39.690	253.5	6:04.491	12	2:53.730B	27.727	40.049	1:45.954	250.0	27:15.424	
4	1:41.879	27.089	37.880	36.910	254.1	7:46.370	13	1:57.789	37.996	40.000	39.793	188.5	29:13.213	
5	1:44.101	27.546	39.203	37.352	253.5	9:30.471	14	1:48.132	28.514	39.697	39.921	250.0	31:01.345	
6	1:45.693	27.143	38.893	39.657	255.3	11:16.164								
7	4:44.368B	27.639	38.770	3:37.959	256.5	16:00.532								
8	2:01.610	42.328	40.919	38.363	46.4	18:02.142								
9	1:41.892	26.945	37.873	37.074	254.1	19:44.034								
10	1:41.469	26.854	37.766	36.849	256.5	21:25.503								
11	1:47.694	28.210	41.174	38.310	252.9	23:13.197								
12	1:41.611	26.956	37.733	36.922	255.9	24:54.808								
13	1:41.852	27.112	37.822	36.918	259.0	26:36.660								
14	1:41.755	27.036	37.816	36.903	254.7	28:18.415								
15	1:51.630	28.423	44.046	39.161	255.3	30:10.045								
25 ANDY VERDOIA FRA ARCO YAMAHA MOTOR UNIVERSIT YAMAHA														
1	2:17.697	1:01.390	38.579	37.728	188.8	2:17.697								
2	1:42.855	27.757	38.070	37.028	253.5	4:00.552								
3	5:13.634B	27.527	37.883	4:08.224	254.7	9:14.186								
4	1:50.156	34.315	38.240	37.601	188.5	11:04.342								
5	1:41.287	27.462	37.271	36.554	254.1	12:45.629								
6	1:41.065	27.343	37.214	36.508	254.7	14:26.694								
7	1:41.106	27.365	37.130	36.611	252.9	16:07.800								
8	4:47.796B	27.948	38.081	3:41.767	254.1	20:55.596								
9	1:53.302	34.887	40.471	37.944	175.0	22:48.898								
10	1:40.950	27.281	37.278	36.391	252.9	24:29.848								
11	1:40.797	27.061	37.262	36.474	254.7	26:10.645								
12	1:40.690	27.242	37.073	36.375	252.9	27:51.335								
26 FRANCISCO JAVIER RUIZ ESP MDR COMPETICION YAMAHA														
1	2:30.776	1:11.472	40.704	38.600	173.9	2:30.776								
2	1:45.301	28.206	39.114	37.981	247.1	4:16.077								
3	1:44.889	28.005	38.835	38.049	247.1	6:00.966								
4	1:44.702	28.061	38.840	37.801	248.3	7:45.668								
5	1:44.805	28.071	38.846	37.888	247.7	9:30.473								
6	1:45.737	27.774	38.799	39.164	254.1	11:16.210								
7	1:44.757	27.902	38.968	37.887	250.0	13:00.967								
8	5:59.574B	30.393	40.760	4:48.421	237.4	19:00.541								
9	1:53.597	36.199	39.074	38.324	141.4	20:54.138								
27 BENEDETTO RASA ITA YAMAHA GV STRATOS YAMAHA														
1	2:53.734	1:33.755	40.691	39.288	169.3	2:53.734								
2	1:47.780	29.450	39.705	38.625	247.7	4:41.514								
3	1:46.095	28.412	39.347	38.336	247.7	6:27.609								
4	1:46.153	28.144	39.377	38.632	252.9	8:13.762								
5	1:46.579	28.509	39.641	38.429	247.1	10:00.341								
6	6:53.398B	33.338	43.375	5:36.685	248.8	16:53.739								
7	1:54.804	35.529	40.310	38.965	166.7	18:48.543								
8	1:46.912	28.117	40.092	38.703	248.3	20:35.455								
9	1:46.939	28.154	39.881	38.904	238.4	22:22.394								
10	1:47.127	28.179	39.612	39.336	248.8	24:09.521								
11	4:36.492B	36.579	44.488	3:15.425	246.0	28:46.013								
12	1:57.781	37.952	40.750	39.079	101.0	30:43.794								
34 HARRY KHOURI AUS ANDOTRANS TEAM TORRENTÓ YAMAHA														
1	2:40.919	1:19.721	41.581	39.617	163.9	2:40.919								
2	1:44.235	27.594	38.908	37.733	244.3	4:25.154								
3	1:43.884	27.505	38.736	37.643	246.0	6:09.038								
4	1:44.088	27.618	38.797	37.673	248.8	7:53.126								
5	1:43.653	27.403	38.521	37.729	244.9	9:36.779								
6	8:08.956B	27.512	38.760	7:02.684	248.3	17:45.735								
7	1:57.024	35.462	40.907	40.655	171.2	19:42.759								
8	1:43.617	27.464	38.616	37.537	247.7	21:26.376								
9	1:44.051	28.091	38.430	37.530	244.3	23:10.427								
10	1:43.463	27.463	38.552	37.448	246.0	24:53.890								
11	1:43.471	27.504	38.614	37.353	246.6	26:37.361								
12	1:43.028	27.322	38.378	37.328	244.9	28:20.389								
13	1:42.853	27.332	38.254	37.267	246.0	30:03.242								
37 MAURO GONZALEZ ESP TEAM SPEED RACING														
1	4:47.792	3:30.444	39.676	37.672	185.9	4:47.792								
2	1:43.816	27.731	38.485	37.600	254.7	6:31.608								
3	1:43.442	27.693	38.366	37.383	257.1	8:15.050								
4	1:42.854	27.412	38.136	37.306	255.3	9:57.904								
5	6:39.550B	30.049	40.205	5:29.296	254.7	16:37.454								
6	1:50.846	35.365	38.178	37.303	144.6	18:28.300								
7	1:42.113	27.348	38.013	36.752	252.9	20:10.413								
8	1:42.507	27.172	38.500	36.835	255.3	21:52.920								
9	1:41.901	27.058	38.037	36.806	252.9	23:34.821								
10	1:43.136	27.142	37.975	38.019	252.9	25:17.957								
11	1:47.633	27.252	40.651	39.730	262.1	27:05.590								
12	1:42.453	27.391	38.262	36.800	253.5	28:48.043								
43 SIMON JESPERSEN DNK YAMAHA TEAM SCANDINAVIA YAMAHA														
1	3:36.869	2:17.090	42.714	37.065	187.8	3:36.869								
2	1:42.108	27.223	38.088	36.797	252.9	5:18.977								
3	1:41.749	27.084	37.901	36.764	253.5	7:00.726								





Supersport NG
ESBK - CTO. ESPAÑA DE VELOCIDAD
ENT. CRONOMETRADO

Vuelta a vuelta

Revised

— Vuelta invalidada


■ Mejor Personal

■ Mejor de la sesión

■ Cruzando por el pit lane

Vlt.	Tiempo	Sector 1	Sector 2	Sector 3	V.Max	T. Sesión	Vlt.	Tiempo	Sector 1	Sector 2	Sector 3	V.Max	T. Sesión
4	1:51.689	27.222	47.204	37.263	258.4	8:52.415	11	1:42.503	27.242	38.081	37.180	252.9	26:48.945
5	5:03.659B	27.231	38.866	3:57.562	252.3	13:56.074	12	1:43.657	27.351	38.243	38.063	249.4	28:32.602
6	1:47.438	32.391	38.168	36.879	198.2	15:43.512	13	1:45.479	27.650	39.559	38.270	248.3	30:18.081
7	1:41.463	26.975	37.844	36.644	251.2	17:24.975	57 DANIEL MUÑOZ ESP						
8	1:41.228	26.946	37.723	36.559	252.3	19:06.203	SP57 RACING TEAM YAMAHA						
9	1:41.181	27.045	37.560	36.576	252.9	20:47.384	1	1:58.218	40.193	39.373	38.652	206.1	1:58.218
10	1:41.689	26.943	37.752	36.994	254.1	22:29.073	2	1:42.490	27.182	38.227	37.081	250.6	3:40.708
11	1:41.454	26.964	37.893	36.597	252.3	24:10.527	3	1:42.113	27.003	38.062	37.048	252.3	5:22.821
12	1:44.836	26.987	37.769	40.080	254.7	25:55.363	4	1:41.828	26.910	37.912	37.006	251.7	7:04.649
13	1:41.339	27.148	37.703	36.488	254.1	27:36.702	5	5:46.928B	29.620	38.981	4:38.327	250.6	12:51.577
14	1:41.307	27.051	37.736	36.520	260.2	29:18.009	6	1:46.351	30.785	38.325	37.241	207.7	14:37.928
15	1:41.544	27.051	37.843	36.650	259.6	30:59.553	7	1:41.589	26.918	37.837	36.834	251.7	16:19.517
52 GUILLEM ERILL ESP							8	1:48.778	26.849	43.728	38.201	252.9	18:08.295
DEZA-BOX 77 RACING TEAM KAWASAKI							9	1:46.341	28.910	39.009	38.422	254.1	19:54.636
1	2:15.731	53.123	42.912	39.696	184.3	2:15.731	10	1:41.759	27.013	37.878	36.868	253.5	21:36.395
2	1:49.507	29.562	40.782	39.163	247.1	4:05.238	11	3:19.566B	28.222	38.673	2:12.671	251.2	24:55.961
3	1:47.378	28.786	39.891	38.701	249.4	5:52.616	12	1:47.943	32.227	38.237	37.479	200.7	26:43.904
4	1:46.500	28.544	39.566	38.390	246.6	7:39.116	13	1:43.827	28.370	38.310	37.147	251.7	28:27.731
5	1:46.394	28.471	39.626	38.297	248.3	9:25.510	14	1:41.655	27.038	37.717	36.900	249.4	30:09.386
6	7:39.291B	29.904	51.133	6:18.254	247.7	17:04.801	67 CARLOS VALLE ESP						
7	1:53.942	34.938	40.587	38.417	177.9	18:58.743	GV RACING						
8	1:45.652	28.272	39.301	38.079	252.3	20:44.395	1	2:39.598	1:23.885	38.577	37.136	204.9	2:39.598
9	1:45.680	28.271	39.211	38.198	247.7	22:30.075	2	1:42.551	27.048	38.096	37.407	257.8	4:22.149
10	1:45.347	28.164	39.264	37.919	249.4	24:15.422	3	4:57.936B	28.313	39.086	3:50.537	259.6	9:20.085
11	1:45.247	28.073	39.093	38.081	248.8	26:00.669	72 YERAY RUIZ ESP						
12	1:44.862	28.154	38.974	37.734	247.7	27:45.531	MDR COMPETICION YAMAHA						
13	1:44.964	28.116	38.923	37.925	250.0	29:30.495	1	2:27.526	1:07.304	41.853	38.369	203.4	2:27.526
14	1:44.903	28.082	38.938	37.883	247.7	31:15.398	2	1:44.023	28.144	38.488	37.391	244.9	4:11.549
53 CHARLY MALTERRE FRA							3	1:42.981	27.509	38.303	37.169	247.1	5:54.530
ILUSION RACING YAMAHA							4	1:53.649	32.150	43.897	37.602	246.0	7:48.179
1	6:03.170B	40.340	42.500	4:40.330	179.1	6:03.170	5	1:46.765	28.114	39.423	39.228	248.8	9:34.944
2	2:02.235	39.370	43.139	39.726	120.7	8:05.405	6	1:42.946	27.559	38.173	37.214	248.8	11:17.890
3	1:47.621	28.867	39.883	38.871	243.2	9:53.026	7	1:43.143	27.630	38.258	37.255	250.0	13:01.033
4	1:47.240	28.754	39.604	38.882	243.8	11:40.266	76 JULIAN GIRAL ESP						
5	1:46.928	28.673	39.774	38.481	242.7	13:27.194	LA SCUDERIA- DUCATI CORSE						
6	6:08.748B	34.652	41.079	4:53.017	243.2	19:35.942	1	1:53.163	37.439	38.449	37.275	188.8	1:53.163
7	1:54.866	33.536	39.848	41.482	194.9	21:30.808	2	1:42.507	27.404	38.099	37.004	254.1	3:35.670
8	1:46.402	28.580	39.585	38.237	241.6	23:17.210	3	1:50.045	28.579	38.271	43.195	255.9	5:25.715
9	1:46.346	28.504	39.410	38.432	242.2	25:03.556	4	1:42.246	27.397	37.840	37.009	256.5	7:07.961
10	1:51.813	32.489	39.973	39.351	244.3	26:55.369	5	1:41.528	27.002	37.764	36.762	258.4	8:49.489
11	1:46.685	28.536	39.504	38.645	244.3	28:42.054	6	3:58.387B	28.534	39.480	2:50.373	255.9	12:47.876
12	1:46.403	28.674	39.487	38.242	237.4	30:28.457	7	1:46.476	32.024	37.751	36.701	201.1	14:34.352
54 JESUS RIOS ESP							8	1:41.636	26.941	37.436	37.259	255.9	16:15.988
MRE TALENT							9	1:56.571	27.527	51.787	37.257	260.9	18:12.559
1	2:18.304	1:01.644	38.998	37.662	186.5	2:18.304	10	1:41.099	26.760	37.800	36.539	256.5	19:53.658
2	1:42.787	27.482	38.283	37.022	250.6	4:01.091	11	1:43.386	28.626	37.765	36.995	256.5	21:37.044
3	1:42.736	27.291	38.423	37.022	251.7	5:43.827	12	1:41.249	26.959	37.544	36.746	259.6	23:18.293
4	1:42.286	27.406	37.985	36.895	247.7	7:26.113	13	6:07.522B	35.456	40.247	4:51.819	255.9	29:25.815
5	8:31.023B	28.489	39.303	7:23.231	248.3	15:57.136	14	1:55.627	36.405	40.643	38.579	152.1	31:21.442
6	2:09.729	46.981	43.519	39.229	42.0	18:06.865	81 JOAN SANTOS ESP						
7	1:42.579	27.403	38.150	37.026	249.4	19:49.444	YAMAHA GV STRATOS YAMAHA						
8	1:43.075	27.218	38.409	37.448	248.3	21:32.519	1	2:54.130	1:35.320	40.141	38.669	191.8	2:54.130
9	1:48.854	33.125	38.389	37.340	247.1	23:21.373							
10	1:45.069	27.823	39.325	37.921	247.1	25:06.442							





Supersport NG
ESBK - CTO. ESPAÑA DE VELOCIDAD
ENT. CRONOMETRADO

Revised

Vuelta a vuelta

— Vuelta invalidada

■ Mejor Personal

■ Mejor de la sesión

■ Cruzando por el pit lane

Vlt.	Tiempo	Sector 1	Sector 2	Sector 3	V.Max	T. Sesión	Vlt.	Tiempo	Sector 1	Sector 2	Sector 3	V.Max	T. Sesión
2	1:45.812	28.556	39.100	38.156	241.1	4:39.942	10	1:43.009	27.241	38.371	37.397	254.1	25:05.231
3	1:45.119	28.298	38.849	37.972	242.7	6:25.061	11	1:43.384	27.490	38.353	37.541	255.9	26:48.615
4	1:44.876	28.010	38.970	37.896	244.9	8:09.937	12	1:55.954	36.747	41.668	37.539	250.0	28:44.569
5	1:45.173	28.292	39.013	37.868	244.9	9:55.110	13	1:44.236	27.575	38.519	38.142	248.3	30:28.805
6	7:02.078 B	28.469	39.506	5:54.103	244.3	16:57.188							
7	1:53.087	35.129	39.845	38.113	172.8	18:50.275							
8	1:45.150	28.256	38.834	38.060	239.5	20:35.425							
9	1:44.148	27.861	38.582	37.705	243.8	22:19.573							
10	1:44.161	27.898	38.373	37.890	245.5	24:03.734							
11	1:44.285	28.043	38.525	37.717	241.6	25:48.019							
12	1:44.442	28.020	38.643	37.779	246.0	27:32.461							
13	1:44.259	28.012	38.642	37.605	244.9	29:16.720							
14	1:48.135	27.922	38.721	41.492	246.6	31:04.855							

83 JUAN RODRIGUEZ ESP
I+ DENT RACING TEAM

1	1:57.890	39.916	39.959	38.015	170.3	1:57.890
2	1:42.337	27.303	38.046	36.988	250.0	3:40.227
3	1:42.932	27.721	38.096	37.115	250.6	5:23.159
4	1:42.116	27.080	38.023	37.013	252.9	7:05.275
5	1:45.358	27.255	41.005	37.098	249.4	8:50.633
6	1:42.172	27.202	37.902	37.068	251.2	10:32.805
7	6:27.138 B	28.011	38.910	5:20.217	248.8	16:59.943
8	1:50.424	34.555	38.810	37.059	176.2	18:50.367
9	1:43.992	27.093	39.489	37.410	252.3	20:34.359
10	1:42.344	27.194	38.046	37.104	246.6	22:16.703
11	1:42.384	27.321	38.054	37.009	245.5	23:59.087
12	1:42.561	27.256	38.073	37.232	251.2	25:41.648
13	1:42.318	27.351	38.046	36.921	251.2	27:23.966
14	1:45.256	28.840	39.132	37.284	252.9	29:09.222
15	1:42.571	27.546	37.926	37.099	248.8	30:51.793

90 JASSIM GHANIM AL THANI QAT
VRC TEAM YAMAHA

1	2:25.145	1:05.927	40.341	38.877	184.6	2:25.145
2	1:57.793	38.354	39.926	39.513	233.3	4:22.938
3	1:47.092	28.780	39.446	38.866	243.8	6:10.030
4	1:47.972	29.123	39.651	39.198	241.1	7:58.002
5	1:47.816	29.345	39.919	38.552	234.8	9:45.818
6	11:47.951 B	29.308	40.895	...	235.8	21:33.769
7	1:56.968	38.004	39.726	39.238	153.6	23:30.737
8	1:47.473	28.878	39.633	38.962	236.8	25:18.210
9	1:47.297	29.094	39.509	38.694	241.1	27:05.507
10	1:46.899	28.553	39.551	38.595	241.1	28:52.206
11	1:46.970	28.758	39.666	38.546	238.9	30:39.176

92 NIL ROIG ESP
MOTAP RACING TEAM YAMAHA

1	3:31.257	2:13.349	39.598	38.310	185.6	3:31.257
2	1:50.968	27.952	41.408	41.608	250.6	5:22.225
3	1:44.092	27.651	38.754	37.687	249.4	7:06.317
4	7:14.564 B	27.496	42.478	6:04.590	250.0	14:20.881
5	1:50.481	34.216	38.544	37.721	137.9	16:11.362
6	1:57.565	29.561	44.561	43.443	250.6	18:08.927
7	1:47.417	28.095	41.972	37.350	259.0	19:56.344
8	1:42.869	27.256	38.327	37.286	252.9	21:39.213
9	1:43.009	27.284	38.298	37.427	254.1	23:22.222

