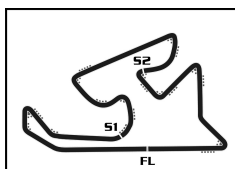


Supersport NG
ESBK - CTO. ESPAÑA DE VELOCIDAD
CARRERA 1

Análisis de sectores lentos

■ Mejor Personal ■ Mejor de la sesión ■ Cruzando por el pit lane

| Vlt. | Tiempo | Sector 1 | Sector 2 | Sector 3 | Km/h | T. Sesión | Vlt. | Tiempo | Sector 1 | Sector 2 | Sector 3 | Km/h | T. Sesión |
|---|--------|----------|----------|----------|------|-----------|---|--------|----------|----------|----------|------|-----------|
| 4 ERIC FERNANDEZ ESP TEAM SPEED RACING | | | | | | | 10 1:45.800 28.012 39.594 38.194 133.8 17:47.382 11 1:44.925 27.929 39.050 37.946 134.9 19:32.307 12 1:45.211 28.092 38.951 38.168 134.6 21:17.518 13 1:45.485 27.992 39.404 38.089 134.2 23:03.003 14 1:45.613 28.378 39.076 38.159 134.1 24:48.616 15 1:45.118 28.052 39.041 38.025 134.7 26:33.734 16 1:45.438 28.052 39.344 38.042 134.3 28:19.172 17 1:45.223 27.981 39.237 38.005 134.6 30:04.395 | | | | | | |
| 1 1:48.029 32.836 38.372 36.821 131.1 1:48.029 2 1:42.032 27.094 38.026 36.912 138.8 3:30.061 3 1:41.709 27.114 37.984 36.611 139.2 5:11.770 4 1:41.765 27.108 37.965 36.692 139.1 6:53.535 5 1:42.039 27.221 38.133 36.685 138.8 8:35.574 6 1:41.673 27.007 37.954 36.712 139.3 10:17.247 7 1:41.854 27.087 38.004 36.763 139.0 11:59.101 8 1:42.228 27.095 37.956 37.177 138.5 13:41.329 9 1:42.450 27.341 38.147 36.962 138.2 15:23.779 10 1:42.669 27.798 38.082 36.789 137.9 17:06.448 11 1:41.986 27.047 38.108 36.831 138.8 18:48.434 12 1:41.818 27.077 37.927 36.814 139.1 20:30.252 13 1:41.681 27.120 37.876 36.685 139.2 22:11.933 14 1:41.686 27.051 37.930 36.705 139.2 23:53.619 15 1:41.788 27.175 37.797 36.816 139.1 25:35.407 16 1:41.887 27.120 37.930 36.837 139.0 27:17.294 17 1:41.742 27.098 38.029 36.615 139.2 28:59.036 | | | | | | | | | | | | | |
| 7 MANUEL ROCCA ITA ZIVI MOTOR CORSE YAMAHA | | | | | | | 16 ALVARO FUERTES ESP FUERTES TEAM YAMAHA | | | | | | |
| 1 2:01.417 35.691 39.986 45.740 116.6 2:01.417 2 5:33.744B 30.711 42.358 4:20.675 42.4 7:35.161 | | | | | | | 1 1:51.817 34.700 39.373 37.744 126.6 1:51.817 2 1:42.859 27.236 38.278 37.345 137.7 3:34.676 3 1:42.864 27.157 38.194 37.513 137.6 5:17.540 4 1:43.562 27.339 38.783 37.440 136.7 7:01.102 5 1:43.324 27.447 38.318 37.559 137.0 8:44.426 6 1:43.595 27.433 38.319 37.843 136.7 10:28.021 7 1:43.453 27.352 38.447 37.654 136.9 12:11.474 8 1:43.776 27.451 38.587 37.738 136.4 13:55.250 9 1:43.683 27.423 38.591 37.669 136.6 15:38.933 10 1:44.080 27.404 38.526 38.150 136.0 17:23.013 11 1:44.231 27.696 38.662 37.873 135.8 19:07.244 12 1:44.163 27.551 38.704 37.908 135.9 20:51.407 13 1:44.089 27.614 38.737 37.738 136.0 22:35.496 14 1:44.292 27.590 38.786 37.916 135.8 24:19.788 15 1:44.107 27.699 38.667 37.741 136.0 26:03.895 16 1:44.231 27.611 38.737 37.883 135.8 27:48.126 17 1:45.193 27.687 39.143 38.363 134.6 29:33.319 | | | | | | |
| 8 ABDULLA NAIEF AL-QUBAISI QAT ANDOTRANS TEAM TORRENTÓ YAMAHA | | | | | | | 17 RUBEN ROMERO ESP ILUSION RACING YAMAHA | | | | | | |
| 1 1:53.031 35.380 39.428 38.223 125.3 1:53.031 2 1:44.520 28.050 38.807 37.663 135.5 3:37.551 3 1:43.795 27.593 38.581 37.621 136.4 5:21.346 4 1:43.573 27.550 38.591 37.432 136.7 7:04.919 5 1:43.775 27.464 38.515 37.796 136.4 8:48.694 6 1:43.934 27.637 38.727 37.570 136.2 10:32.628 7 1:44.064 27.747 38.675 37.642 136.1 12:16.692 8 1:44.031 27.736 38.548 37.747 136.1 14:00.723 9 1:44.848 28.049 38.930 37.869 135.0 15:45.571 10 1:44.170 27.805 38.535 37.830 135.9 17:29.741 11 1:45.486 27.837 38.781 38.868 134.2 19:15.227 12 1:43.412 27.706 38.449 37.257 136.9 20:58.639 13 1:44.396 27.791 38.632 37.973 135.6 22:43.035 14 1:44.294 27.911 38.649 37.734 135.8 24:27.329 15 1:44.084 27.876 38.483 37.725 136.0 26:11.413 16 1:44.039 27.858 38.559 37.622 136.1 27:55.452 17 1:43.668 27.780 38.398 37.490 136.6 29:39.120 | | | | | | | 1 1:53.007 35.491 39.575 37.941 125.3 1:53.007 2 1:43.846 27.776 38.668 37.402 136.3 3:36.853 3 1:43.797 27.841 38.670 37.286 136.4 5:20.650 4 1:43.609 27.792 38.639 37.178 136.7 7:04.259 5 1:44.187 27.912 38.540 37.735 135.9 8:48.446 6 1:43.730 27.782 38.564 37.384 136.5 10:32.176 7 1:45.561 27.795 38.851 38.915 134.1 12:17.737 8 1:44.593 27.679 38.565 38.349 135.4 14:02.330 9 1:43.984 27.818 38.629 37.537 136.2 15:46.314 10 1:44.425 27.913 38.730 37.782 135.6 17:30.739 11 1:44.565 27.855 38.828 37.882 135.4 19:15.304 12 1:44.401 27.997 38.740 37.664 135.6 20:59.705 13 1:44.418 27.806 39.127 37.485 135.6 22:44.123 14 1:44.149 27.765 38.720 37.664 135.9 24:28.272 15 1:44.275 27.795 39.074 37.406 135.8 26:12.547 16 1:44.308 27.913 38.801 37.594 135.7 27:56.855 17 1:45.712 28.020 39.399 38.293 133.9 29:42.567 | | | | | | |
| 9 JAVIER DEL OLMO ESP KAWASAKI PALMETO PL RACING KAWASAKI | | | | | | | 18 CESAR PARRILLA ESP FAU55 RACING - FAMILY CASH YAMAHA | | | | | | |
| 1 1:56.971 36.983 40.381 39.607 121.0 1:56.971 2 1:46.082 28.071 39.324 38.687 133.5 3:43.053 3 1:45.556 27.869 39.212 38.475 134.1 5:28.609 4 1:45.708 28.047 39.306 38.355 133.9 7:14.317 5 1:45.503 28.059 39.228 38.216 134.2 8:59.820 6 1:45.410 28.074 39.150 38.186 134.3 10:45.230 7 1:45.031 28.014 38.985 38.032 134.8 12:30.261 8 1:45.413 27.947 39.258 38.208 134.3 14:15.674 9 1:45.908 28.062 39.335 38.511 133.7 16:01.582 | | | | | | | 1 1:53.287 35.794 39.390 38.103 125.0 1:53.287 2 1:44.444 28.018 38.767 37.659 135.6 3:37.731 3 1:43.788 27.617 38.647 37.524 136.4 5:21.519 4 1:43.698 27.585 38.600 37.513 136.5 7:05.217 5 1:43.604 27.456 38.538 37.610 136.7 8:48.821 6 1:44.073 27.851 38.661 37.561 136.0 10:32.894 | | | | | | |



Supersport NG

ESBK - CTO. ESPAÑA DE VELOCIDAD

CARRERA 1

CIRCUITO DE NAVARRA 3.933 m.

Análisis de sectores lentos

■ Mejor Personal ■ Mejor de la sesión ■ Cruzando por el pit lane

| Vlt. | Tiempo | Sector 1 | Sector 2 | Sector 3 | Km/h | T. Sesión | Vlt. | Tiempo | Sector 1 | Sector 2 | Sector 3 | Km/h | T. Sesión |
|------|----------|----------|----------|----------|-------|-----------|------|----------|----------|----------|----------|-------|-----------|
| 7 | 1:44.082 | 27.766 | 38.731 | 37.585 | 136.0 | 12:16.976 | 4 | 1:41.948 | 27.254 | 37.888 | 36.806 | 138.9 | 6:55.928 |
| 8 | 1:44.854 | 27.761 | 39.455 | 37.638 | 135.0 | 14:01.830 | 5 | 1:42.405 | 27.603 | 37.943 | 36.859 | 138.3 | 8:38.333 |
| 9 | 1:44.312 | 27.889 | 38.487 | 37.936 | 135.7 | 15:46.142 | 6 | 1:41.806 | 27.213 | 37.853 | 36.740 | 139.1 | 10:20.139 |
| 10 | 1:44.138 | 27.841 | 38.629 | 37.668 | 136.0 | 17:30.280 | 7 | 1:41.838 | 27.198 | 37.773 | 36.867 | 139.0 | 12:01.977 |
| 11 | 1:44.555 | 28.070 | 38.707 | 37.778 | 135.4 | 19:14.835 | 8 | 1:41.933 | 27.157 | 37.919 | 36.857 | 138.9 | 13:43.910 |
| 12 | 1:43.603 | 27.820 | 38.198 | 37.585 | 136.7 | 20:58.438 | 9 | 1:42.216 | 27.260 | 38.029 | 36.927 | 138.5 | 15:26.126 |
| 13 | 1:44.938 | 27.823 | 39.197 | 37.918 | 134.9 | 22:43.376 | 10 | 1:42.136 | 27.269 | 37.990 | 36.877 | 138.6 | 17:08.262 |
| 14 | 1:44.369 | 27.874 | 38.736 | 37.759 | 135.7 | 24:27.745 | 11 | 1:41.936 | 27.296 | 37.800 | 36.840 | 138.9 | 18:50.198 |
| 15 | 1:44.280 | 27.802 | 38.644 | 37.834 | 135.8 | 26:12.025 | 12 | 1:41.859 | 27.289 | 37.758 | 36.812 | 139.0 | 20:32.057 |
| 16 | 1:44.150 | 28.073 | 38.499 | 37.578 | 135.9 | 27:56.175 | 13 | 1:41.993 | 27.387 | 37.741 | 36.865 | 138.8 | 22:14.050 |
| 17 | 1:44.537 | 27.880 | 38.602 | 38.055 | 135.4 | 29:40.712 | 14 | 1:42.179 | 27.410 | 37.847 | 36.922 | 138.6 | 23:56.229 |

19 JOAN DIAZ ESP
I+DENT RACING TEAM

| | | | | | | |
|----|----------|--------|--------|--------|-------|-----------|
| 1 | 1:52.491 | 34.617 | 39.426 | 38.448 | 125.9 | 1:52.491 |
| 2 | 1:42.839 | 27.363 | 38.156 | 37.320 | 137.7 | 3:35.330 |
| 3 | 1:43.235 | 27.940 | 38.256 | 37.039 | 137.2 | 5:18.565 |
| 4 | 1:42.520 | 27.083 | 38.237 | 37.200 | 138.1 | 7:01.085 |
| 5 | 1:42.037 | 27.133 | 37.957 | 36.947 | 138.8 | 8:43.122 |
| 6 | 1:41.823 | 27.148 | 37.828 | 36.847 | 139.1 | 10:24.945 |
| 7 | 1:42.377 | 27.445 | 37.956 | 36.976 | 138.3 | 12:07.322 |
| 8 | 1:42.206 | 27.189 | 38.069 | 36.948 | 138.5 | 13:49.528 |
| 9 | 1:42.326 | 27.164 | 38.075 | 37.087 | 138.4 | 15:31.854 |
| 10 | 1:42.688 | 27.373 | 38.263 | 37.052 | 137.9 | 17:14.542 |
| 11 | 1:42.613 | 27.401 | 38.214 | 36.998 | 138.0 | 18:57.155 |
| 12 | 1:42.399 | 27.330 | 38.149 | 36.920 | 138.3 | 20:39.554 |
| 13 | 1:42.656 | 27.444 | 38.166 | 37.046 | 137.9 | 22:22.210 |
| 14 | 1:42.726 | 27.329 | 38.310 | 37.087 | 137.8 | 24:04.936 |
| 15 | 1:42.768 | 27.416 | 38.285 | 37.067 | 137.8 | 25:47.704 |
| 16 | 1:42.842 | 27.482 | 38.255 | 37.105 | 137.7 | 27:30.546 |
| 17 | 1:43.137 | 27.439 | 38.496 | 37.202 | 137.3 | 29:13.683 |

21 DEMIS MIHAILA ITA
MOTOXRACING TEAM YAMAHA

| | | | | | | |
|----|----------|--------|--------|--------|-------|-----------|
| 1 | 1:50.456 | 34.123 | 38.790 | 37.543 | 128.2 | 1:50.456 |
| 2 | 1:43.122 | 27.079 | 38.736 | 37.307 | 137.3 | 3:33.578 |
| 3 | 1:42.267 | 27.200 | 38.021 | 37.046 | 138.4 | 5:15.845 |
| 4 | 1:42.957 | 27.357 | 38.272 | 37.328 | 137.5 | 6:58.802 |
| 5 | 1:42.771 | 27.268 | 38.258 | 37.245 | 137.8 | 8:41.573 |
| 6 | 1:42.756 | 27.181 | 38.345 | 37.230 | 137.8 | 10:24.329 |
| 7 | 1:42.631 | 27.200 | 38.208 | 37.223 | 138.0 | 12:06.960 |
| 8 | 1:42.477 | 27.113 | 38.192 | 37.172 | 138.2 | 13:49.437 |
| 9 | 1:43.038 | 27.512 | 38.299 | 37.227 | 137.4 | 15:32.475 |
| 10 | 1:42.905 | 27.128 | 38.496 | 37.281 | 137.6 | 17:15.380 |
| 11 | 1:42.619 | 27.147 | 38.237 | 37.235 | 138.0 | 18:57.999 |
| 12 | 1:42.701 | 27.171 | 38.236 | 37.294 | 137.9 | 20:40.700 |
| 13 | 1:42.541 | 27.119 | 38.329 | 37.093 | 138.1 | 22:23.241 |
| 14 | 1:42.714 | 27.117 | 38.312 | 37.285 | 137.8 | 24:05.955 |
| 15 | 1:42.673 | 27.154 | 38.281 | 37.238 | 137.9 | 25:48.628 |
| 16 | 1:45.100 | 27.742 | 39.342 | 38.016 | 134.7 | 27:33.728 |
| 17 | 1:45.675 | 27.942 | 39.234 | 38.499 | 134.0 | 29:19.403 |

25 ANDY VERDOIA FRA
ARCO YAMAHA MOTOR UNIVERSIT YAMAHA

| | | | | | | |
|---|----------|--------|--------|--------|-------|----------|
| 1 | 1:49.481 | 33.844 | 38.800 | 36.837 | 129.3 | 1:49.481 |
| 2 | 1:42.472 | 27.074 | 38.365 | 37.033 | 138.2 | 3:31.953 |
| 3 | 1:42.027 | 27.278 | 37.853 | 36.896 | 138.8 | 5:13.980 |

26 FRANCISCO JAVIER RUIZ ESP
MDR COMPETICION YAMAHA

| | | | | | | |
|----|----------|--------|--------|--------|-------|-----------|
| 1 | 1:53.583 | 36.223 | 39.329 | 38.031 | 124.7 | 1:53.583 |
| 2 | 1:44.525 | 27.921 | 38.833 | 37.771 | 135.5 | 3:38.108 |
| 3 | 1:44.382 | 27.724 | 38.744 | 37.914 | 135.6 | 5:22.490 |
| 4 | 1:44.390 | 27.706 | 38.801 | 37.883 | 135.6 | 7:06.880 |
| 5 | 1:44.212 | 27.756 | 38.565 | 37.891 | 135.9 | 8:51.092 |
| 6 | 1:44.469 | 27.907 | 38.625 | 37.937 | 135.5 | 10:35.561 |
| 7 | 1:44.721 | 27.899 | 38.740 | 38.082 | 135.2 | 12:20.282 |
| 8 | 1:44.173 | 27.759 | 38.625 | 37.789 | 135.9 | 14:04.455 |
| 9 | 1:44.094 | 27.763 | 38.500 | 37.831 | 136.0 | 15:48.549 |
| 10 | 1:44.762 | 28.103 | 38.742 | 37.917 | 135.2 | 17:33.311 |
| 11 | 1:44.449 | 28.053 | 38.580 | 37.816 | 135.6 | 19:17.760 |
| 12 | 1:44.481 | 27.991 | 38.613 | 37.877 | 135.5 | 21:02.241 |
| 13 | 1:44.478 | 27.906 | 38.820 | 37.752 | 135.5 | 22:46.719 |
| 14 | 1:44.126 | 27.795 | 38.683 | 37.648 | 136.0 | 24:30.845 |
| 15 | 1:44.234 | 27.761 | 38.518 | 37.955 | 135.8 | 26:15.079 |
| 16 | 1:44.484 | 27.883 | 38.715 | 37.886 | 135.5 | 27:59.563 |
| 17 | 1:44.935 | 27.992 | 38.891 | 38.052 | 134.9 | 29:44.498 |

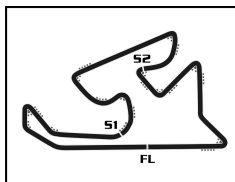
27 BENEDETTO RASA ITA
YAMAHA GV STRATOS YAMAHA

| | | | | | | |
|----|----------|--------|--------|--------|-------|-----------|
| 1 | 1:58.710 | 37.420 | 40.296 | 40.994 | 119.3 | 1:58.710 |
| 2 | 1:47.886 | 28.644 | 40.050 | 39.192 | 131.2 | 3:46.596 |
| 3 | 1:48.246 | 28.624 | 40.417 | 39.205 | 130.8 | 5:34.842 |
| 4 | 1:48.489 | 28.901 | 40.250 | 39.338 | 130.5 | 7:23.331 |
| 5 | 1:47.946 | 29.008 | 40.082 | 38.856 | 131.2 | 9:11.277 |
| 6 | 1:47.954 | 28.663 | 40.299 | 38.992 | 131.2 | 10:59.231 |
| 7 | 1:48.176 | 28.999 | 40.307 | 38.870 | 130.9 | 12:47.407 |
| 8 | 1:48.160 | 29.010 | 40.112 | 39.038 | 130.9 | 14:35.567 |
| 9 | 1:48.072 | 29.003 | 40.079 | 38.990 | 131.0 | 16:23.639 |
| 10 | 1:48.094 | 28.804 | 40.132 | 39.158 | 131.0 | 18:11.733 |
| 11 | 1:47.931 | 28.825 | 40.000 | 39.106 | 131.2 | 19:59.664 |
| 12 | 1:49.103 | 29.505 | 40.497 | 39.101 | 129.8 | 21:48.767 |
| 13 | 1:48.426 | 28.867 | 40.368 | 39.191 | 130.6 | 23:37.193 |
| 14 | 1:48.922 | 29.281 | 40.420 | 39.221 | 130.0 | 25:26.115 |
| 15 | 1:49.388 | 29.178 | 40.669 | 39.541 | 129.4 | 27:15.503 |
| 16 | 1:54.012 | 34.232 | 40.647 | 39.133 | 124.2 | 29:09.515 |

34 HARRY KHOURI AUS
ANDOTRANS TEAM TORRENTÓ YAMAHA

| | | | | | | |
|---|----------|--------|--------|--------|-------|----------|
| 1 | 1:52.094 | 34.987 | 39.096 | 38.011 | 126.3 | 1:52.094 |
|---|----------|--------|--------|--------|-------|----------|





CIRCUITO DE NAVARRA 3.933 m.

Supersport NG

ESBK - CTO. ESPAÑA DE VELOCIDAD

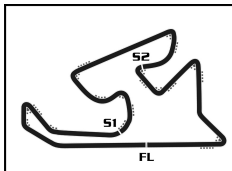
CARRERA 1

Análisis de sectores lentos

■ Mejor Personal
 ■ Mejor de la sesión
 ■ Cruzando por el pit lane

| Vlt. | Tiempo | Sector 1 | Sector 2 | Sector 3 | Km/h | T. Sesión | Vlt. | Tiempo | Sector 1 | Sector 2 | Sector 3 | Km/h | T. Sesión |
|---|----------|----------|----------|----------|--------|-----------|----------|--------|----------|----------|----------|------|-----------|
| 37 MAURO GONZALEZ ESP TEAM SPEED RACING | | | | | | | | | | | | | |
| 1 | 1:48.798 | 33.495 | 38.363 | 36.940 | 130.1 | 1:48.798 | | | | | | | |
| 2 | 1:43.115 | 27.273 | 38.463 | 37.379 | 137.3 | 3:31.913 | | | | | | | |
| 3 | 1:42.186 | 27.065 | 37.884 | 37.237 | 138.6 | 5:14.099 | | | | | | | |
| 4 | 1:42.689 | 27.288 | 38.420 | 36.981 | 137.9 | 6:56.788 | | | | | | | |
| 5 | 1:41.887 | 27.126 | 37.935 | 36.826 | 139.0 | 8:38.675 | | | | | | | |
| 6 | 1:42.060 | 27.116 | 38.149 | 36.795 | 138.7 | 10:20.735 | | | | | | | |
| 7 | 1:41.899 | 27.097 | 37.998 | 36.804 | 138.9 | 12:02.634 | | | | | | | |
| 8 | 1:41.875 | 26.890 | 38.027 | 36.958 | 139.0 | 13:44.509 | | | | | | | |
| 9 | 1:41.998 | 27.105 | 38.119 | 36.774 | 138.8 | 15:26.507 | | | | | | | |
| 10 | 1:42.185 | 27.201 | 38.099 | 36.885 | 138.6 | 17:08.692 | | | | | | | |
| 11 | 1:41.965 | 27.220 | 37.985 | 36.760 | 138.9 | 18:50.657 | | | | | | | |
| 12 | 1:42.087 | 27.244 | 37.981 | 36.862 | 138.7 | 20:32.744 | | | | | | | |
| 13 | 1:41.838 | 27.166 | 37.955 | 36.717 | 139.0 | 22:14.582 | | | | | | | |
| 14 | 1:41.792 | 27.105 | 37.930 | 36.757 | 139.1 | 23:56.374 | | | | | | | |
| 15 | 1:42.159 | 27.448 | 37.849 | 36.862 | 138.6 | 25:38.533 | | | | | | | |
| 16 | 1:42.513 | 27.294 | 38.262 | 36.957 | 138.1 | 27:21.046 | | | | | | | |
| 17 | 1:43.290 | 27.572 | 38.423 | 37.295 | 137.1 | 29:04.336 | | | | | | | |
| 57 DANIEL MUÑOZ ESP SP57 RACING TEAM YAMAHA | | | | | | | | | | | | | |
| 1 | 1:49.456 | 33.975 | 38.389 | 37.092 | 129.4 | 1:49.456 | | | | | | | |
| 2 | 1:42.164 | 27.215 | 38.019 | 36.930 | 138.6 | 3:31.620 | | | | | | | |
| 3 | 1:41.858 | 26.923 | 38.036 | 36.899 | 139.0 | 5:13.478 | | | | | | | |
| 4 | 1:41.856 | 26.943 | 38.010 | 36.903 | 139.0 | 6:55.334 | | | | | | | |
| 5 | 1:41.851 | 26.990 | 37.938 | 36.923 | 139.0 | 8:37.185 | | | | | | | |
| 6 | 1:42.188 | 27.034 | 38.206 | 36.948 | 138.6 | 10:19.373 | | | | | | | |
| 7 | 1:41.984 | 27.019 | 38.003 | 36.962 | 138.8 | 12:01.357 | | | | | | | |
| 8 | 1:42.337 | 27.268 | 38.127 | 36.942 | 138.4 | 13:43.694 | | | | | | | |
| 9 | 1:42.181 | 26.931 | 38.282 | 36.968 | 138.6 | 15:25.875 | | | | | | | |
| 10 | 1:42.214 | 27.075 | 38.132 | 37.007 | 138.5 | 17:08.089 | | | | | | | |
| 11 | 1:43.768 | 26.974 | 37.982 | 38.812 | 136.4 | 18:51.857 | | | | | | | |
| 12 | 1:42.031 | 27.162 | 38.002 | 36.867 | 138.8 | 20:33.888 | | | | | | | |
| 13 | 1:43.339 | 28.108 | 38.261 | 36.970 | 137.0 | 22:17.227 | | | | | | | |
| 14 | 1:43.671 | 28.388 | 38.186 | 37.097 | 136.6 | 24:00.898 | | | | | | | |
| 15 | 1:44.048 | 27.846 | 38.362 | 37.840 | 136.1 | 25:44.946 | | | | | | | |
| 16 | 1:43.249 | 27.513 | 38.420 | 37.316 | 137.1 | 27:28.195 | | | | | | | |
| 17 | 1:43.101 | 27.237 | 38.499 | 37.365 | 137.3 | 29:11.296 | | | | | | | |
| 72 YERAY RUIZ ESP MDR COMPETICION YAMAHA | | | | | | | | | | | | | |
| 1 | 2:00.625 | B | 42.421 | 39.959 | 38.245 | 117.4 | 2:00.625 | | | | | | |
| 2 | 1:43.692 | 27.565 | 38.595 | 37.532 | 136.5 | 3:44.317 | | | | | | | |
| 3 | 1:43.567 | 27.507 | 38.589 | 37.471 | 136.7 | 5:27.884 | | | | | | | |
| 4 | 1:43.382 | 27.521 | 38.413 | 37.448 | 137.0 | 7:11.266 | | | | | | | |
| 5 | 1:43.140 | 27.582 | 38.142 | 37.416 | 137.3 | 8:54.406 | | | | | | | |
| 6 | 1:42.758 | 27.476 | 38.168 | 37.114 | 137.8 | 10:37.164 | | | | | | | |
| 7 | 1:43.122 | 27.389 | 38.503 | 37.230 | 137.3 | 12:20.286 | | | | | | | |
| 8 | 1:43.269 | 27.478 | 38.356 | 37.435 | 137.1 | 14:03.555 | | | | | | | |
| 9 | 1:43.096 | 27.417 | 38.328 | 37.351 | 137.3 | 15:46.651 | | | | | | | |
| 10 | 1:43.972 | 27.757 | 38.784 | 37.431 | 136.2 | 17:30.623 | | | | | | | |
| 11 | 1:43.934 | 27.548 | 38.408 | 37.978 | 136.2 | 19:14.557 | | | | | | | |
| 12 | 1:42.946 | 27.644 | 38.138 | 37.164 | 137.5 | 20:57.503 | | | | | | | |
| 54 JESUS RIOS ESP MRE TALENT | | | | | | | | | | | | | |
| 1 | 1:50.686 | 34.467 | 38.741 | 37.478 | 127.9 | 1:50.686 | | | | | | | |
| 2 | 1:42.392 | 27.261 | 38.036 | 37.095 | 138.3 | 3:33.078 | | | | | | | |
| 3 | 1:42.152 | 27.270 | 37.975 | 36.907 | 138.6 | 5:15.230 | | | | | | | |
| 4 | 2:08.535 | 27.225 | 38.010 | 1:03.300 | 110.2 | 7:23.765 | | | | | | | |
| 5 | 1:43.640 | 27.905 | 38.245 | 37.490 | 136.6 | 9:07.405 | | | | | | | |
| 6 | 1:43.572 | 27.756 | 38.469 | 37.347 | 136.7 | 10:50.977 | | | | | | | |
| 7 | 1:43.652 | 27.841 | 38.538 | 37.273 | 136.6 | 12:34.629 | | | | | | | |
| 8 | 1:43.913 | 27.618 | 38.707 | 37.588 | 136.3 | 14:18.542 | | | | | | | |
| 9 | 1:43.586 | 27.697 | 38.567 | 37.322 | 136.7 | 16:02.128 | | | | | | | |
| 10 | 1:43.537 | 27.652 | 38.567 | 37.318 | 136.8 | 17:45.665 | | | | | | | |
| 11 | 1:43.576 | 27.706 | 38.495 | 37.375 | 136.7 | 19:29.241 | | | | | | | |
| 12 | 1:43.991 | 27.765 | 38.630 | 37.596 | 136.2 | 21:13.232 | | | | | | | |
| 13 | 1:44.073 | 27.891 | 38.636 | 37.546 | 136.0 | 22:57.305 | | | | | | | |
| 14 | 1:44.491 | 27.862 | 38.863 | 37.766 | 135.5 | 24:41.796 | | | | | | | |
| 15 | 1:44.523 | 27.917 | 38.874 | 37.732 | 135.5 | 26:26.319 | | | | | | | |
| 16 | 1:45.186 | 28.143 | 39.062 | 37.981 | 134.6 | 28:11.505 | | | | | | | |
| 17 | 1:45.746 | 28.369 | 39.311 | 38.066 | 133.9 | 29:57.251 | | | | | | | |
| 43 SIMON JESPERSEN DNK YAMAHA TEAM SCANDINAVIA YAMAHA | | | | | | | | | | | | | |
| 1 | 1:50.715 | 34.191 | 38.848 | 37.676 | 127.9 | 1:50.715 | | | | | | | |
| 2 | 1:41.447 | 26.956 | 37.836 | 36.655 | 139.6 | 3:32.162 | | | | | | | |
| 3 | 1:42.057 | 27.226 | 37.976 | 36.855 | 138.7 | 5:14.219 | | | | | | | |
| 4 | 1:41.738 | 27.283 | 37.857 | 36.598 | 139.2 | 6:55.957 | | | | | | | |
| 5 | 1:41.993 | 27.305 | 37.861 | 36.827 | 138.8 | 8:37.950 | | | | | | | |
| 6 | 1:41.716 | 27.047 | 37.886 | 36.783 | 139.2 | 10:19.666 | | | | | | | |
| 7 | 1:41.652 | 26.982 | 37.949 | 36.721 | 139.3 | 12:01.318 | | | | | | | |
| 8 | 1:41.936 | 27.217 | 37.901 | 36.818 | 138.9 | 13:43.254 | | | | | | | |
| 9 | 1:42.199 | 27.237 | 37.997 | 36.965 | 138.5 | 15:25.453 | | | | | | | |
| 10 | 1:41.885 | 27.342 | 37.867 | 36.676 | 139.0 | 17:07.338 | | | | | | | |
| 11 | 1:41.967 | 27.186 | 37.962 | 36.819 | 138.9 | 18:49.305 | | | | | | | |
| 12 | 1:41.686 | 27.185 | 37.775 | 36.726 | 139.2 | 20:30.991 | | | | | | | |
| 13 | 1:41.744 | 27.068 | 37.906 | 36.770 | 139.2 | 22:12.735 | | | | | | | |
| 14 | 1:41.910 | 27.241 | 37.815 | 36.854 | 138.9 | 23:54.645 | | | | | | | |
| 15 | 1:41.698 | 27.169 | 37.833 | 36.696 | 139.2 | 25:36.343 | | | | | | | |
| 16 | 1:41.654 | 27.177 | 37.798 | 36.679 | 139.3 | 27:17.997 | | | | | | | |
| 17 | 1:41.441 | 27.073 | 37.700 | 36.668 | 139.6 | 28:59.438 | | | | | | | |





Supersport NG
ESBK - CTO. ESPAÑA DE VELOCIDAD
CARRERA 1

Análisis de sectores lentos

■ Mejor Personal ■ Mejor de la sesión ■ Cruzando por el pit lane

| Vlt. | Tiempo | Sector 1 | Sector 2 | Sector 3 | Km/h | T. Sesión | Vlt. | Tiempo | Sector 1 | Sector 2 | Sector 3 | Km/h | T. Sesión | | | |
|---|-----------------|---------------|---------------|---------------|-------|-----------|---|---|----------|----------|----------|------|-----------|---|--|--|
| 76 JULIAN GIRAL ESP LA SCUDERIA- DUCATI CORSE | | | | | | | 15 1:44.381 27.660 38.632 38.089 135.6 25:59.698 16 1:44.573 27.482 39.271 37.820 135.4 27:44.271 17 1:44.024 28.212 38.521 37.291 136.1 29:28.295 | | | | | | | | | |
| 1 | 1:49.056 | 33.622 | 38.405 | 37.029 | 129.8 | 1:49.056 | 92 | NIL ROIG ESP MOTAP RACING TEAM YAMAHA | | | | | | 1 1:52.181 34.855 39.416 37.910 126.2 1:52.181 2 1:43.144 27.314 38.344 37.486 137.3 3:35.325 3 1:42.549 27.364 38.008 37.177 138.1 5:17.874 4 1:42.440 27.218 38.171 37.051 138.2 7:00.314 5 1:42.758 27.350 38.266 37.142 137.8 8:43.072 6 1:42.470 27.328 38.051 37.091 138.2 10:25.542 7 1:42.747 27.206 38.255 37.286 137.8 12:08.289 8 1:43.101 27.367 38.406 37.328 137.3 13:51.390 9 1:43.675 27.495 38.809 37.371 136.6 15:35.065 10 1:43.614 27.615 38.554 37.445 136.6 17:18.679 11 1:43.897 27.657 38.630 37.610 136.3 19:02.576 12 1:43.711 27.641 38.613 37.457 136.5 20:46.287 13 1:43.983 27.670 38.673 37.640 136.2 22:30.270 14 1:44.325 27.846 38.871 37.608 135.7 24:14.595 15 1:44.630 27.770 38.882 37.978 135.3 25:59.225 16 1:45.014 27.811 39.230 37.973 134.8 27:44.239 17 1:44.972 28.146 38.912 37.914 134.9 29:29.211 | | |
| 2 | 1:41.968 | 27.105 | 37.884 | 36.979 | 138.9 | 3:31.024 | | | | | | | | | | |
| 3 | 1:41.783 | 27.134 | 37.670 | 36.979 | 139.1 | 5:12.807 | | | | | | | | | | |
| 4 | 1:41.818 | 27.097 | 37.859 | 36.862 | 139.1 | 6:54.625 | | | | | | | | | | |
| 5 | 1:41.646 | 27.027 | 37.787 | 36.832 | 139.3 | 8:36.271 | | | | | | | | | | |
| 6 | 1:41.736 | 26.952 | 37.749 | 37.035 | 139.2 | 10:18.007 | | | | | | | | | | |
| 7 | 1:41.542 | 26.869 | 37.809 | 36.864 | 139.4 | 11:59.549 | | | | | | | | | | |
| 8 | 1:41.951 | 26.888 | 37.978 | 37.085 | 138.9 | 13:41.500 | | | | | | | | | | |
| 9 | 1:42.682 | 27.332 | 38.203 | 37.147 | 137.9 | 15:24.182 | | | | | | | | | | |
| 10 | 1:42.206 | 27.166 | 37.860 | 37.180 | 138.5 | 17:06.388 | | | | | | | | | | |
| 11 | 1:42.418 | 27.273 | 38.173 | 36.972 | 138.2 | 18:48.806 | | | | | | | | | | |
| 12 | 1:41.958 | 27.103 | 37.927 | 36.928 | 138.9 | 20:30.764 | | | | | | | | | | |
| 13 | 1:41.834 | 27.066 | 37.943 | 36.825 | 139.0 | 22:12.598 | | | | | | | | | | |
| 14 | 1:42.960 | 27.710 | 38.179 | 37.071 | 137.5 | 23:55.558 | | | | | | | | | | |
| 15 | 1:41.873 | 27.138 | 37.806 | 36.929 | 139.0 | 25:37.431 | | | | | | | | | | |
| 16 | 1:42.015 | 27.157 | 37.970 | 36.888 | 138.8 | 27:19.446 | | | | | | | | | | |
| 17 | 1:42.671 | 27.182 | 38.067 | 37.422 | 137.9 | 29:02.117 | | | | | | | | | | |
| 81 JOAN SANTOS ESP YAMAHA GV STRATOS YAMAHA | | | | | | | 93 LEUNGO KITLANO GAOREKWE ZAF I+DENT RACING TEAM YAMAHA | | | | | | | | | |
| 1 | 1:54.585 | 35.998 | 39.898 | 38.689 | 123.6 | 1:54.585 | 1 1:55.097 36.349 39.754 38.994 123.0 1:55.097 2 1:44.901 27.796 39.114 37.991 135.0 3:39.998 3 1:44.694 27.717 38.986 37.991 135.2 5:24.692 4 1:44.406 27.836 38.636 37.934 135.6 7:09.098 5 1:45.175 28.135 39.001 38.039 134.6 8:54.273 6 1:45.426 28.310 39.113 38.003 134.3 10:39.699 7 1:45.193 28.062 38.950 38.181 134.6 12:24.892 8 1:44.930 27.917 39.030 37.983 134.9 14:09.822 9 1:45.467 28.458 38.930 38.079 134.2 15:55.289 10 1:45.386 28.179 39.009 38.198 134.4 17:40.675 11 1:45.152 28.092 38.960 38.100 134.7 19:25.827 12 2:25.856 28.128 38.820 1:18.908 97.1 21:51.683 | | | | | | | | | |
| 2 | 1:44.482 | 28.082 | 38.659 | 37.741 | 135.5 | 3:39.067 | | | | | | | | | | |
| 3 | 1:44.205 | 27.956 | 38.518 | 37.731 | 135.9 | 5:23.272 | | | | | | | | | | |
| 4 | 1:44.437 | 28.007 | 38.787 | 37.643 | 135.6 | 7:07.709 | | | | | | | | | | |
| 5 | 1:49.466 | 32.774 | 38.848 | 37.844 | 129.3 | 8:57.175 | | | | | | | | | | |
| 6 | 1:48.827 | 32.060 | 38.958 | 37.809 | 130.1 | 10:46.002 | | | | | | | | | | |
| 7 | 1:44.756 | 28.285 | 38.631 | 37.840 | 135.2 | 12:30.758 | | | | | | | | | | |
| 8 | 1:45.151 | 28.290 | 38.759 | 38.102 | 134.7 | 14:15.909 | | | | | | | | | | |
| 9 | 1:45.323 | 28.191 | 39.167 | 37.965 | 134.4 | 16:01.232 | | | | | | | | | | |
| 10 | 1:45.340 | 28.105 | 39.337 | 37.898 | 134.4 | 17:46.572 | | | | | | | | | | |
| 11 | 1:44.758 | 28.025 | 38.828 | 37.905 | 135.2 | 19:31.330 | | | | | | | | | | |
| 12 | 1:45.474 | 28.425 | 38.964 | 38.085 | 134.2 | 21:16.804 | | | | | | | | | | |
| 13 | 1:45.183 | 28.344 | 38.935 | 37.904 | 134.6 | 23:01.987 | | | | | | | | | | |
| 14 | 1:44.720 | 28.235 | 38.733 | 37.752 | 135.2 | 24:46.707 | | | | | | | | | | |
| 15 | 1:44.696 | 28.253 | 38.797 | 37.646 | 135.2 | 26:31.403 | | | | | | | | | | |
| 16 | 1:44.612 | 28.178 | 38.687 | 37.747 | 135.3 | 28:16.015 | | | | | | | | | | |
| 17 | 1:45.288 | 28.412 | 39.020 | 37.856 | 134.5 | 30:01.303 | | | | | | | | | | |
| 83 JUAN RODRIGUEZ ESP I+ DENT RACING TEAM | | | | | | | | | | | | | | | | |
| 1 | 1:52.520 | 35.091 | 39.391 | 38.038 | 125.8 | 1:52.520 | | | | | | | | | | |
| 2 | 1:43.158 | 27.472 | 38.257 | 37.429 | 137.3 | 3:35.678 | | | | | | | | | | |
| 3 | 1:43.313 | 27.419 | 38.665 | 37.229 | 137.0 | 5:18.991 | | | | | | | | | | |
| 4 | 1:42.574 | 27.270 | 38.140 | 37.164 | 138.0 | 7:01.565 | | | | | | | | | | |
| 5 | 1:43.000 | 27.346 | 38.368 | 37.286 | 137.5 | 8:44.565 | | | | | | | | | | |
| 6 | 1:43.204 | 27.467 | 38.434 | 37.303 | 137.2 | 10:27.769 | | | | | | | | | | |
| 7 | 1:43.035 | 27.467 | 38.388 | 37.180 | 137.4 | 12:10.804 | | | | | | | | | | |
| 8 | 1:43.254 | 27.386 | 38.571 | 37.297 | 137.1 | 13:54.058 | | | | | | | | | | |
| 9 | 1:43.408 | 27.485 | 38.614 | 37.309 | 136.9 | 15:37.466 | | | | | | | | | | |
| 10 | 1:43.545 | 27.610 | 38.546 | 37.389 | 136.7 | 17:21.011 | | | | | | | | | | |
| 11 | 1:43.532 | 27.635 | 38.523 | 37.374 | 136.8 | 19:04.543 | | | | | | | | | | |
| 12 | 1:43.504 | 27.623 | 38.524 | 37.357 | 136.8 | 20:48.047 | | | | | | | | | | |
| 13 | 1:43.675 | 27.679 | 38.561 | 37.435 | 136.6 | 22:31.722 | | | | | | | | | | |
| 14 | 1:43.595 | 27.724 | 38.511 | 37.360 | 136.7 | 24:15.317 | | | | | | | | | | |

